


**Spokane Police Department**  
**Accountability Information Management**

Monthly Report  
For  
**September 2009**



**SERVICE PRIDE DEDICATION**





**Spokane Police Department**  
**Accountability Information Management**

**Contents:**

Monthly Performance Metrics & Analysis

Department Business Practices & Statistical Analysis  
Unit Metrics

Crime and Neighborhood Issues

Weekly Crime Trends  
Department Response

Personnel Management

I.A. Reports  
Unit Staffing and In-Field Time

Budget Oversight


Overtime Bank  
Department Spending

E.L.I. Team Reports



**SERVICE PRIDE DEDICATION**





**Spokane Police Department**  
**Accountability Information Management**

**Monthly Performance Metrics & Analysis**

Department Business Practices &  
Statistical Analysis  
Unit Metrics



**SERVICE PRIDE DEDICATION**



# Spokane Police Department Accountability Information Management

Department Business Practices &  
Statistical Analysis



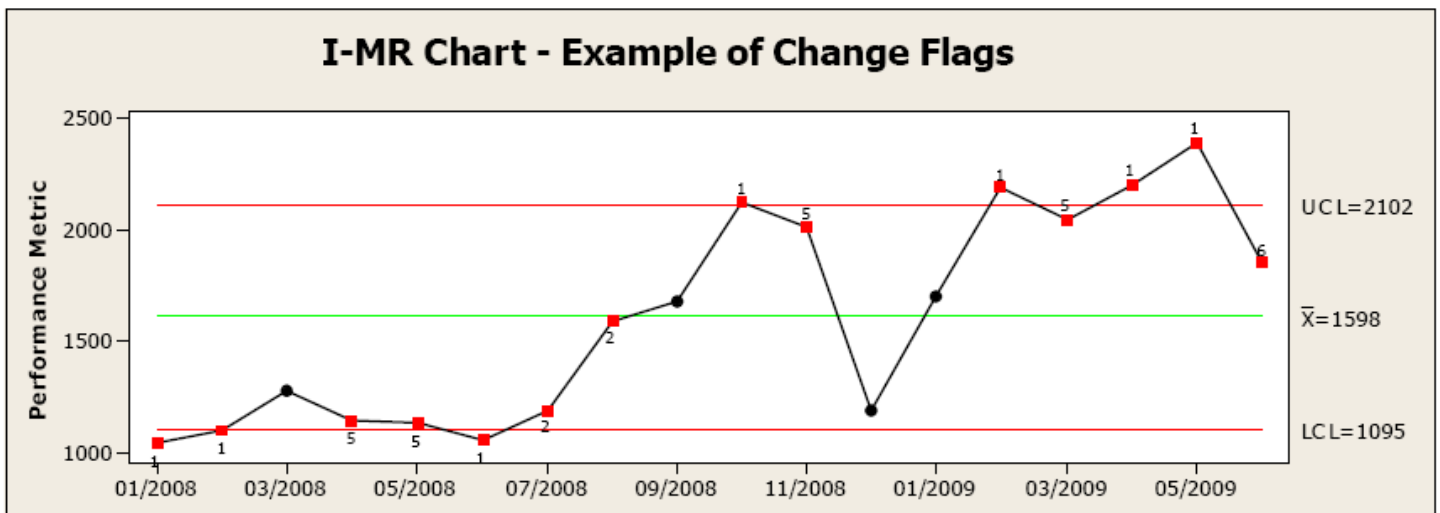
SERVICE PRIDE DEDICATION



Every month, the performance metrics for the various units of SPD will be analyzed to determine if there has been any statistical change in performance. This analysis will be conducted using software<sup>1</sup>; if a unit's metrics show no change, it will simply be noted there was no change. However, if a change was noted, the graph will be attached along with a brief description of the metric in question. If a reason for the change is known, it will be noted. If the reason for change is unknown, further follow-up will be needed; results of that follow-up will be published the following month.

### Analysis Interpretation

The statistical software uses graphs to indicate when a statistical change has occurred. It flags that change with a red box and a corresponding number. Please use the following graph as reference for a translation of the various numbers and what they mean.



The green line indicates the average over the time frame displayed for the data set being measured. The two red lines represent three standard deviations both below and above the average. It is normal to have fluctuation over time; in general, a single data point within three standard deviations would be considered normal change (unless otherwise indicated).

Please reference the following for an explanation of what the different numbered flags represent:

1. One data point over three standard deviations from the average;
2. Seven data points in a row on one side of average (over or under);
3. Six data points in a row, either increasing or decreasing;
4. Fourteen data points, alternating up and down;
5. Two out of three data points in a row are above/below two standard deviations from average;
6. Four out of five data points in a row are above/below one standard deviation from average;
7. Fifteen data points in a row within one standard deviation from average;
8. Eight data points in a row above/below one standard deviation from average.

<sup>1</sup> Minitab

## Operations Bureau

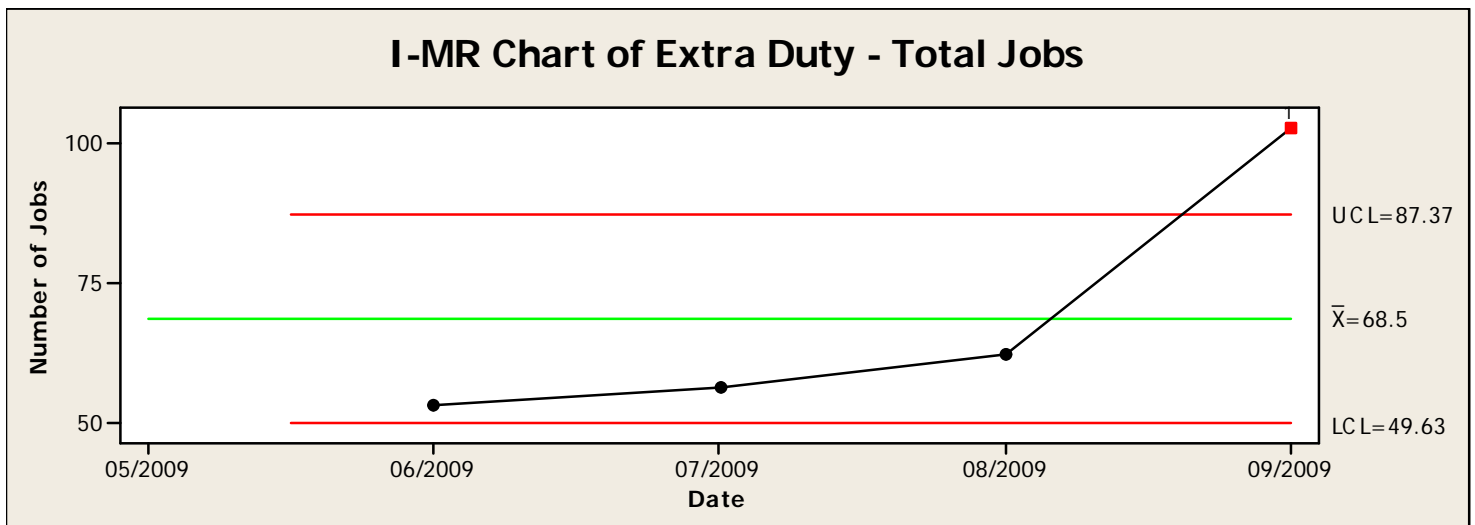
### **Abandoned Auto**

No change in performance metrics.

Follow-up from August's report on *Hotline Tips* indicates there is no known reason for the February and April 2009 decrease below average. Since the *Hotline Tips* metric is based on citizens calling in, there is an assumption of human influence on this performance measure. However, further follow-up will be conducted by the Operations Analysis unit for a concrete explanation.

### **Community & Volunteer Services**

One change was noted for this unit's *Extra Duty – Total Jobs* performance metric. While there are only four months of data available, which may be impacting the results, the September 2009 data is three standard deviations above normal. Reasons for this increase in Extra Duty Jobs are unknown; however, based on the limited data set available, further explanation is not needed.



Follow-up from August's report on *Volunteer Hours* led to the discovery of a calculation error; there was actually only a little over 5400 volunteer hours in August (instead of 7200). This data has been corrected.

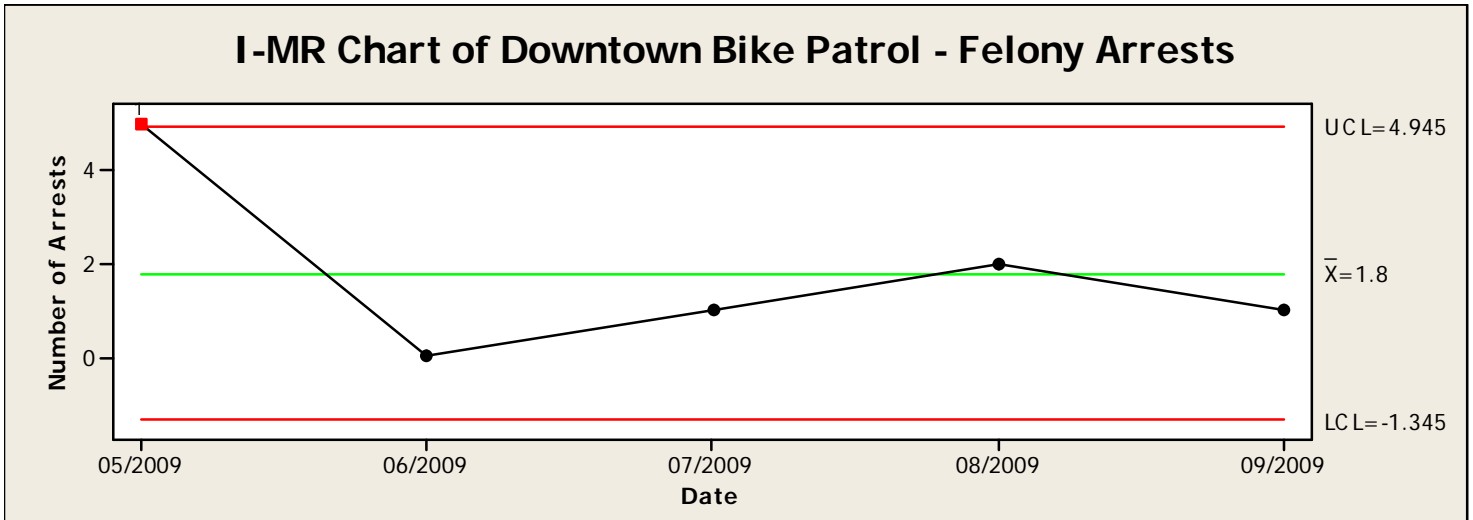
### **Dignitary Protection**

No change in performance metrics.

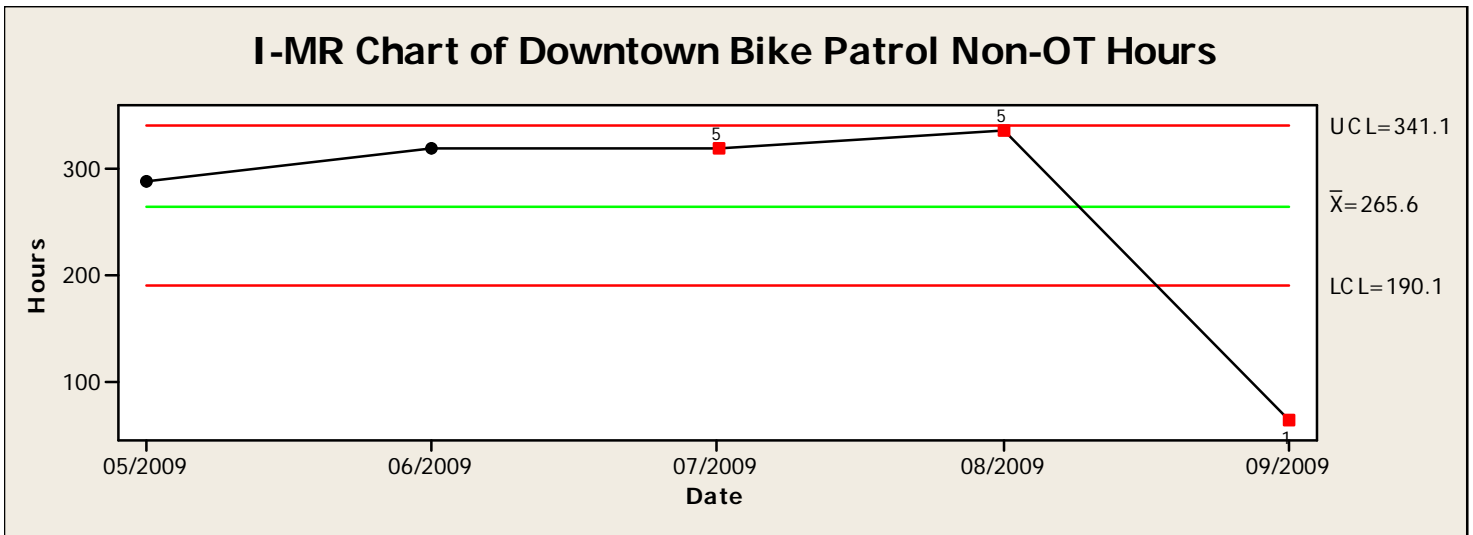
No follow-up from prior month.

### **Downtown Bike Patrol**

Two performance metrics for this unit indicated change this month. First, a change flag was indicated for *Felony Arrests* (see next page). Though this analysis may be impacted by only five months of data, the May 2009 flag is showing a data point three standard deviations above average. It is unknown at this time why this month was so far above average; further explanation is needed.



The *Non-OT Hours* metric is also showing several change flags; this is due to the September 2009 data point being three standard deviations below average. This decrease can be explained; the Downtown Bike Patrol was supplemented by the Traffic Unit during the day and was counted as Non-OT hours. After Labor Day, however, the bike patrols ceased. This explains the below average data.



No follow-up from prior month; further follow-up is needed on *Felony Arrests*.

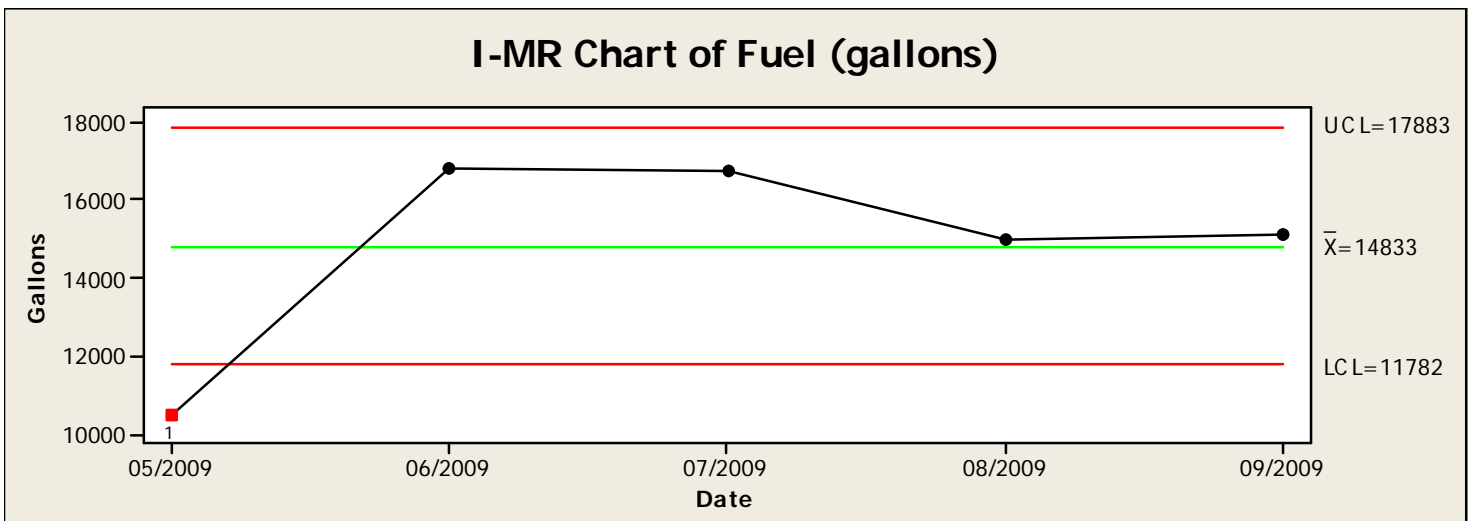
## Explosive Disposal Unit

No change in performance metrics.

No follow-up from prior month.

## Fleet

*Fuel* performance metric indicates that the May 2009 data point was three standard deviations below average. Reasons for this difference are unknown at this time. Further follow-up is needed.



No follow-up from prior month; follow-up is needed on *Fuel*.

## Hostage Negotiation Team

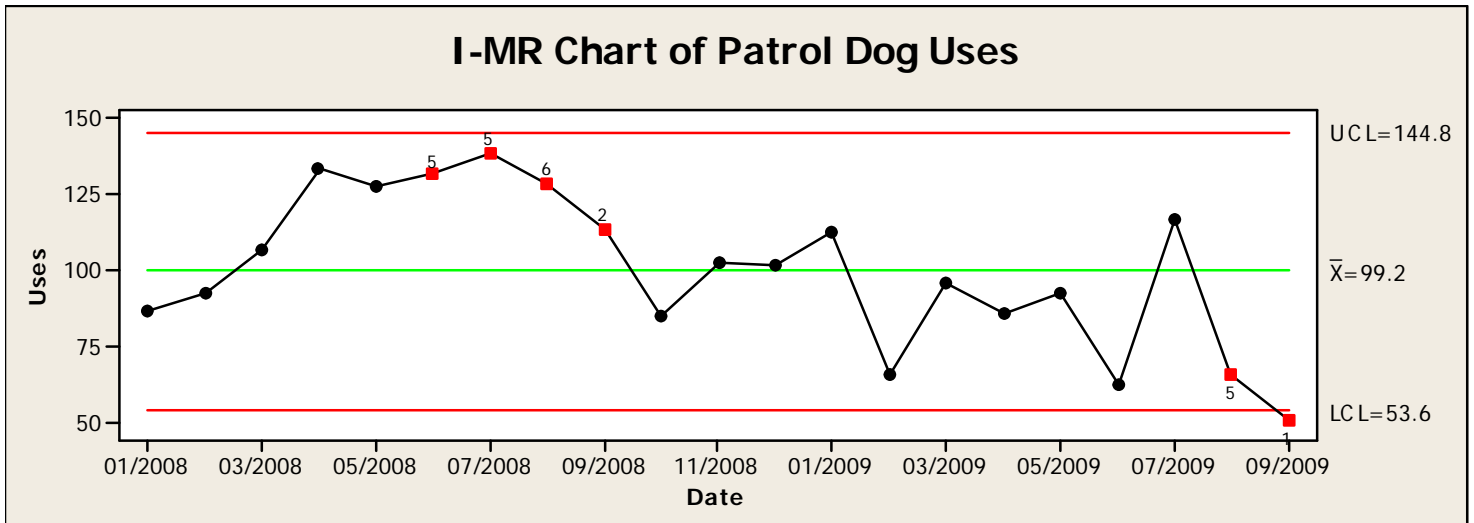
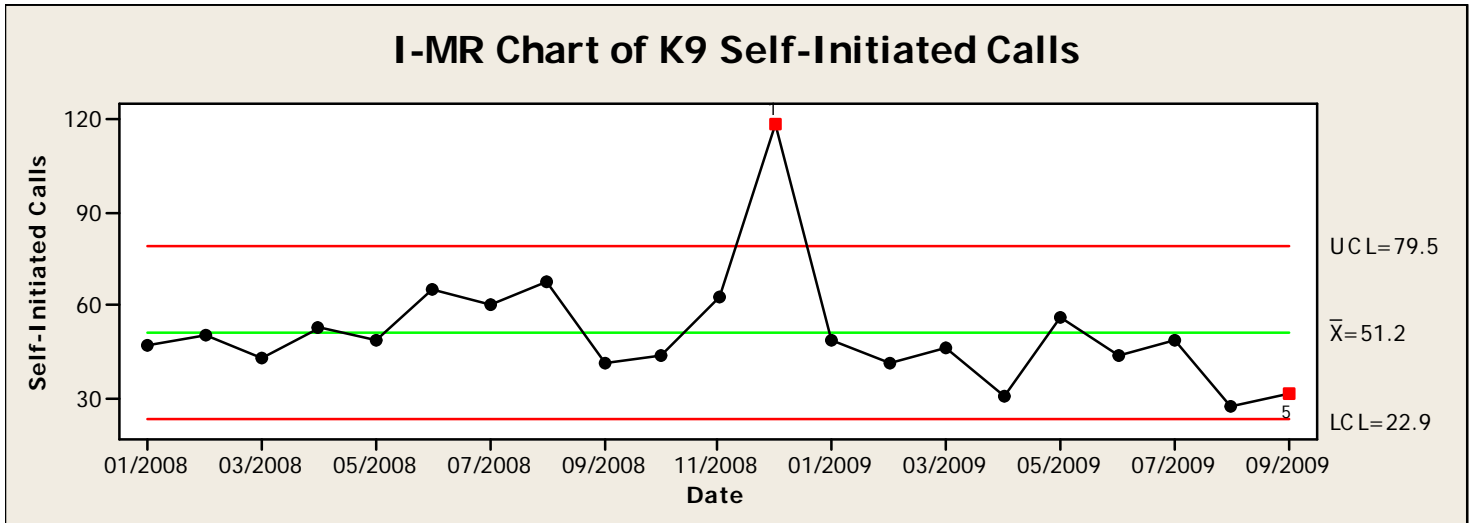
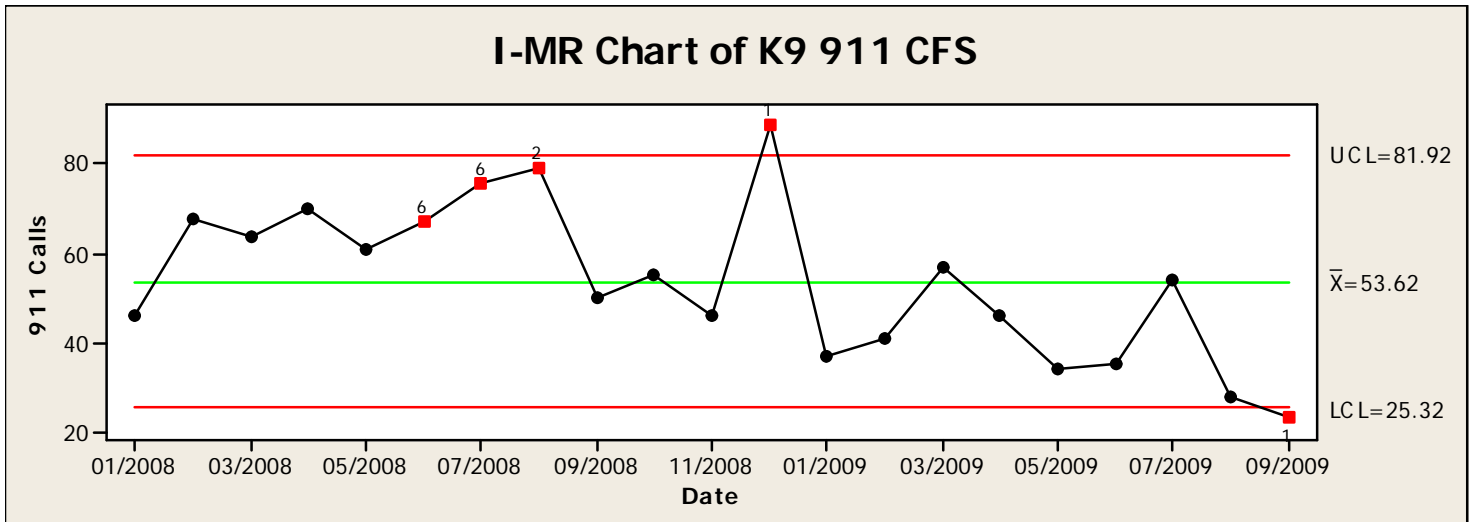
No change in performance metrics.

No follow-up from prior month.

## K9

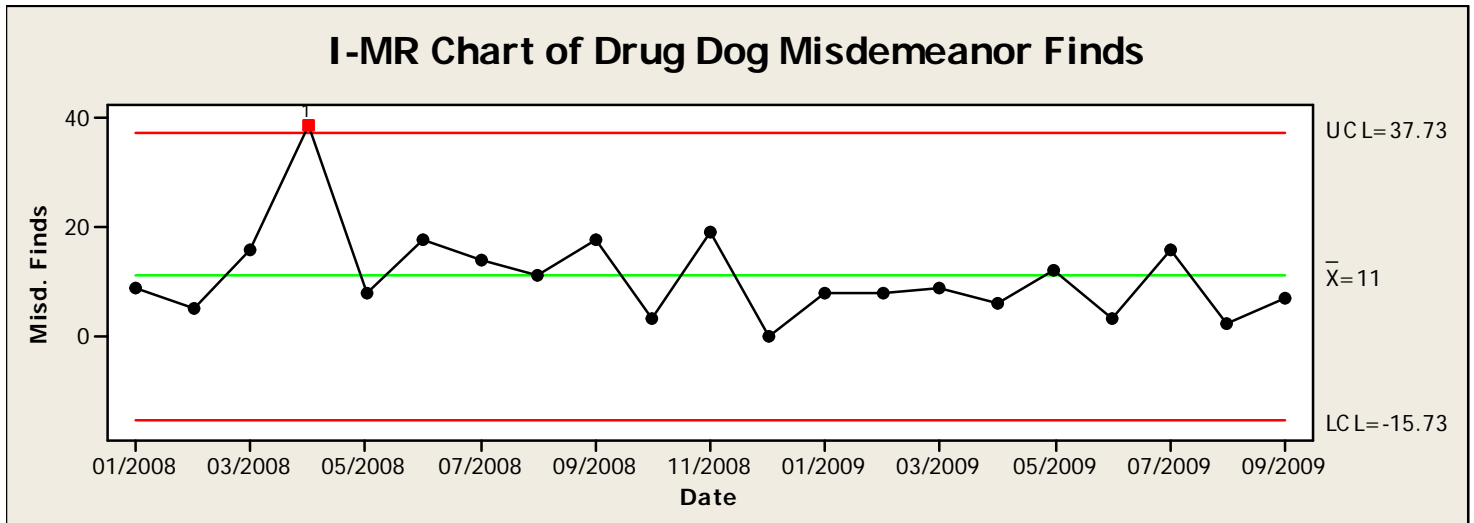
Several performance metrics for the K9 unit had change flags for September. As will be explained in the follow-up section, these changes are largely attributed to the retirement of some dogs and the required training of the new dogs. As such, further follow-up is not needed on the performance metrics for *911 CFS*, *Self-Initiated Calls*, and *Patrol Dog Uses* (see graphs on next page).

# AIM Statistical Analysis for September 2009



## AIM Statistical Analysis for September 2009

The inclusion of September 2009 data has created a change flag for the April 2008 data point for *Drug Dog Misdemeanor Finds*, indicating this month was three standard deviations above average. However, based on the historical nature of this flag, further follow-up is not warranted at this time.



Follow-up was needed on several performance measures for K9 from August. The following is an explanation for the below average performance measures:

The main reason for the drop in *Patrol Dog Uses*, *911 CFS*, and *Self Initiated Activity* can be directly attributed to the training of new dogs. This year has been a transition year for the K9 Unit in the aspect that we have had to acquire and train three new dogs due to retirement or loss of the previous dogs. The average training time to certify a new K9 is 6-12 weeks. This takes not only the handler, but also the trainer out of their normal work pattern for that duration of time. Those two officers compromise 40% of our K9 staff. So having them in a certification training capacity has a significant effect on the K9 call and self-initiated availability. We have had four training cycles (one new dog failed and was replaced) this year starting in the late spring, and just recently ending.

We intend to mitigate this in the future by having a sixth certified dog available at all times. This will hopefully reduce the time between K9 transitions due to retirements or loss. In the past the K9 Unit maintained six active Patrol K9s in order to accomplish the goal of 365 days per year of Patrol K9 coverage. The current K9 Officers should be commended for sacrificing their flexibility and personal time in continuing to accomplish that goal with only five K9's.

Another causal factor for the downturn in Uses, CFS, and SIA, is the mandatory flex time for all public presentations, training time, and specialty team training. While the K9 Officers have been very successful in reducing overtime, the flex time acquired by

providing the public and department the services they require, has had a direct impact on the on-the-street time available to each of them.

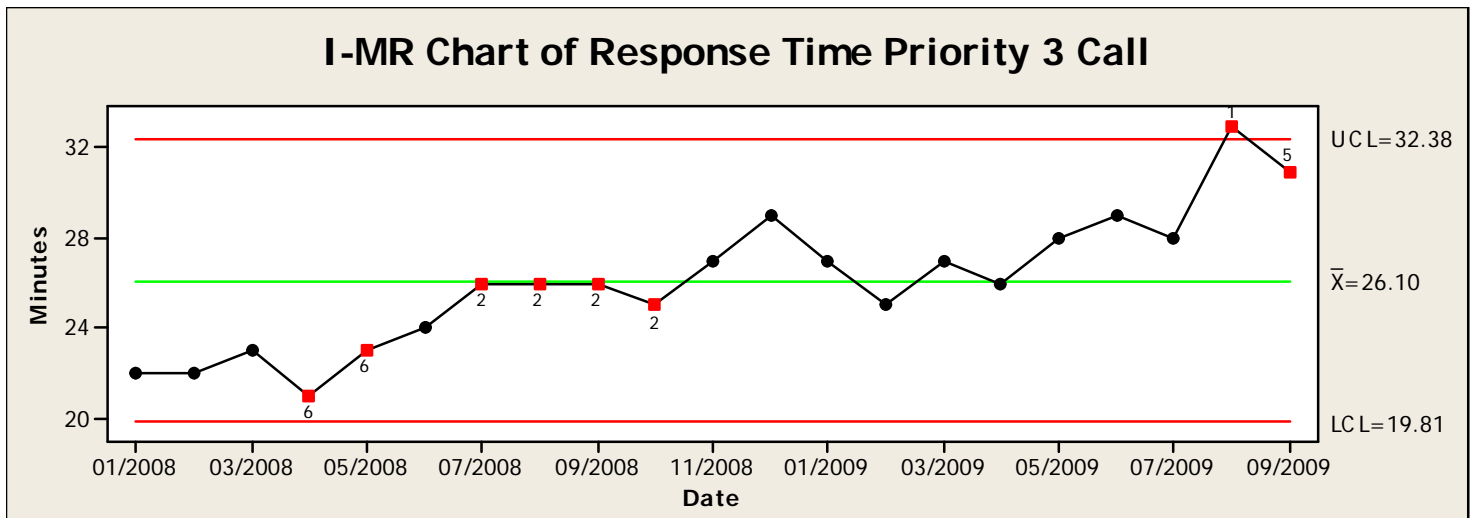
### Neighborhood Resource Officer

No change in performance metrics.

Follow-up from August regarding the *Neighborhood Problem Solving* metric did reveal that there was not a common definition across NROs on how to tabulate this metric. The NROs have also shifted supervisors three times in almost as many months, which further complicated consistency. However, a common definition has been agreed upon and going forward, this metric should have reliability for analysis.

### Patrol

The only performance metric for patrol to demonstrate change is *Response Time Priority 3 calls*. This performance metric also showed a flag for change in August. The September flag indicates both August and September were at least two standard deviations above average. Further follow-up is needed; please see below for additional information.

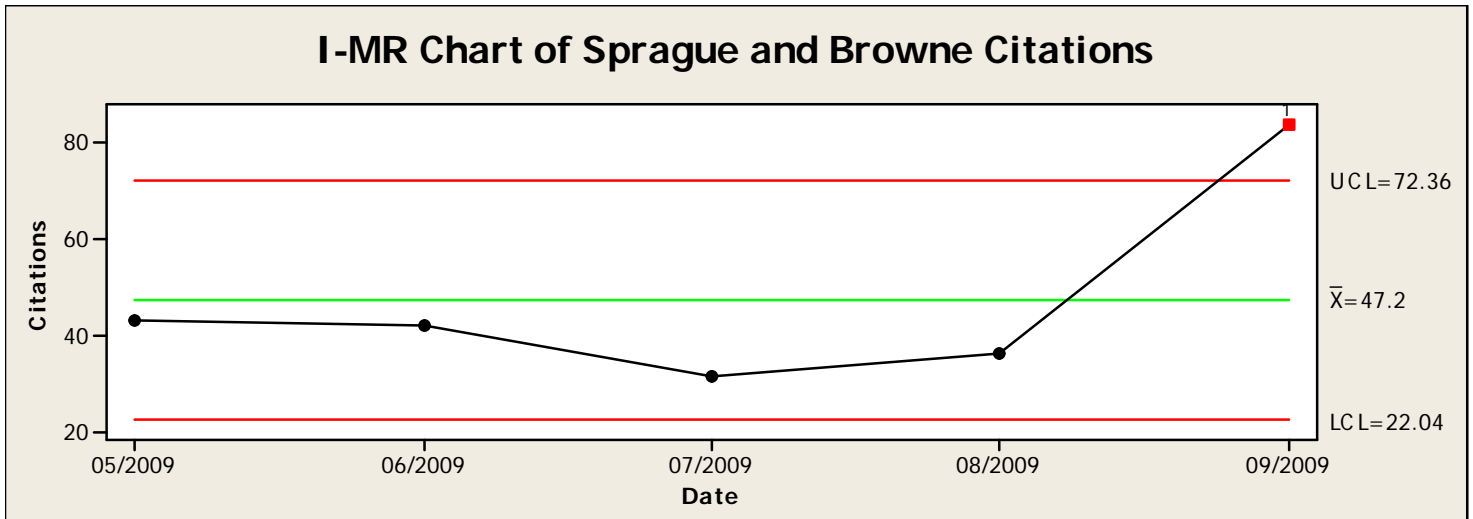


Follow-up from prior month includes the change in *Self-Initiated Calls*; further analysis revealed this was correlated to the increase in traffic stops by patrol officers. For the *Felony Arrests* metric, no known reason was determine, though it was hypothesized summer absences could be an influencing factor. For the *Response Time to Priority 3 Calls* metric, it was again hypothesized that lighter staffing in patrol due to summer vacation may be a cause. However, as shown above, response time continued to be above average in September. Other possible reasons may include focus on AIM crime trend emphasis patrols, which utilize resources that would otherwise respond to priority 3 calls. Therefore, follow-up is needed for the Response

Time to Priority 3 Calls and Felony Arrests performance metrics. Operations Analysis will conduct further analysis on these measures.

### Photo Red

The performance metric for *Citations at Sprague and Browne* indicates the September 2009 data was three standard deviations above average. Reasons for this increase are unknown; further follow-up is needed.



No follow-up from prior month; follow-up is needed on the *Citations at Sprague and Browne* performance metric.

### SWAT

No change in performance metrics.

No follow-up from prior month.

### TAC

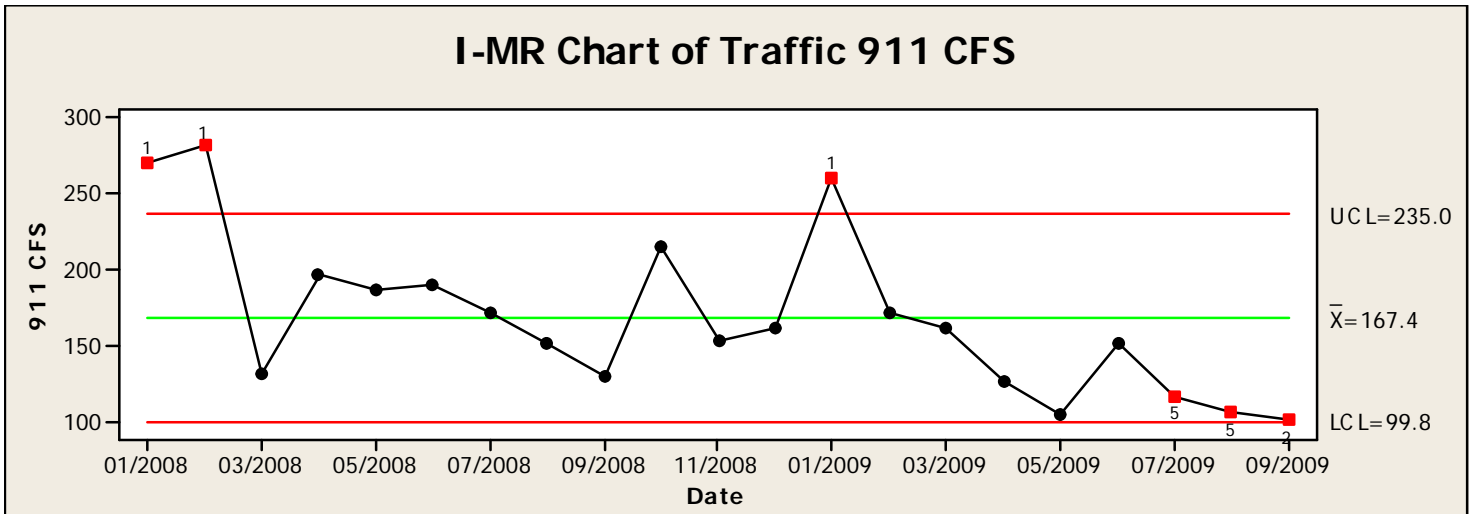
No change in performance metrics.

No follow-up from prior month.

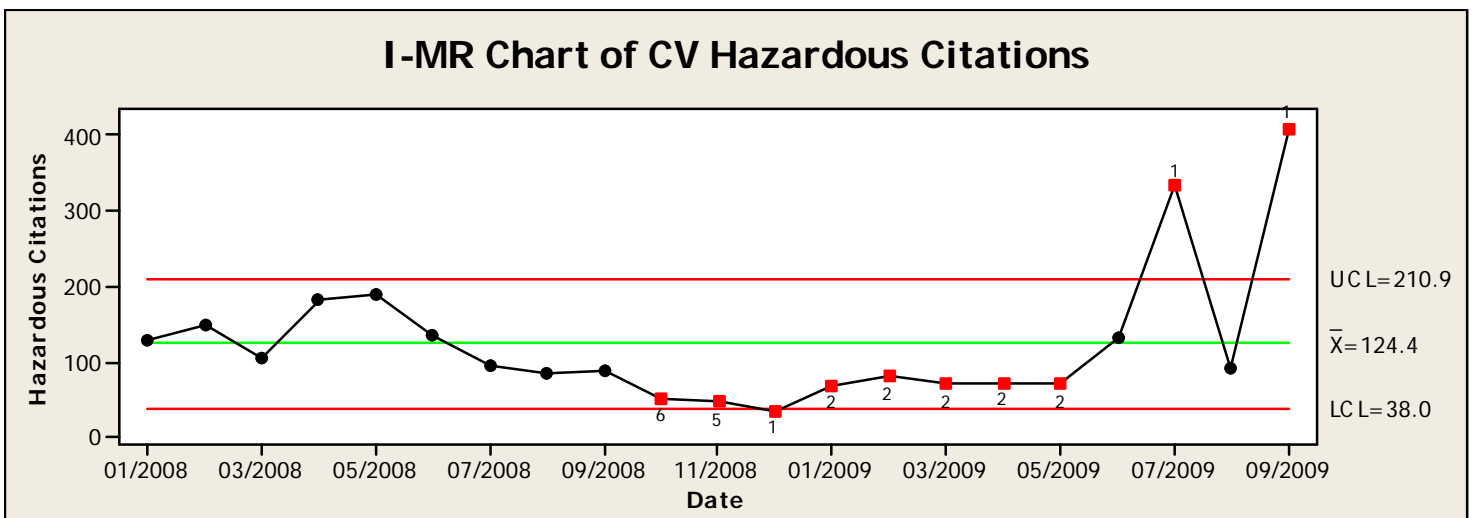
### Traffic

The Traffic unit had two performance metrics that demonstrated change in September. Both these measures also registered change the prior month; though a hypothesis for these changes was provided (see following page), it appears further investigation is needed.

The *911 CFS* performance measure shows change for September, indicating the prior seven months were all below average. A business practice change appears to have occurred in March 2009; [further explanation is needed](#).



The *Commercial Vehicle Hazardous Citations* performance metric also changed in September, indicating a performance three standard deviations above average. It was speculated the high performance in July 2009 was due to some commercial vehicle specials performed. [Further explanation is needed for the September 2009 flag](#). If both these are due to special emphasis patrols, it is recommended those specials be tracked separately.



Follow-up from prior month includes *911 CFS*, with below average performance noted for July and August 2009. It was speculated this was due to EVOG training, and the subsequent absence of traffic officers from the field. However, with the September 2009 data included, this does not appear to be the full answer. The *Felony Arrests* performance metric that needed further follow-up was determined to be too out-dated to investigate. We will continue to monitor. The *DUI*

performance metric for July 2009 that was three standard deviations above normal was due to the “Drive Hammered, Get Nailed” emphasis patrol – Traffic is primarily a day unit, so DUI is not their main priority. Any extra DUIs will dramatically skew results. The *Commercial Vehicle Hazardous Citations* spike in July 2009 was described on pervious page (emphasis patrol). Follow-up is needed for the following performance metrics: 911 CFS and Commercial Vehicle Hazardous Citations.

## Operations Support Bureau

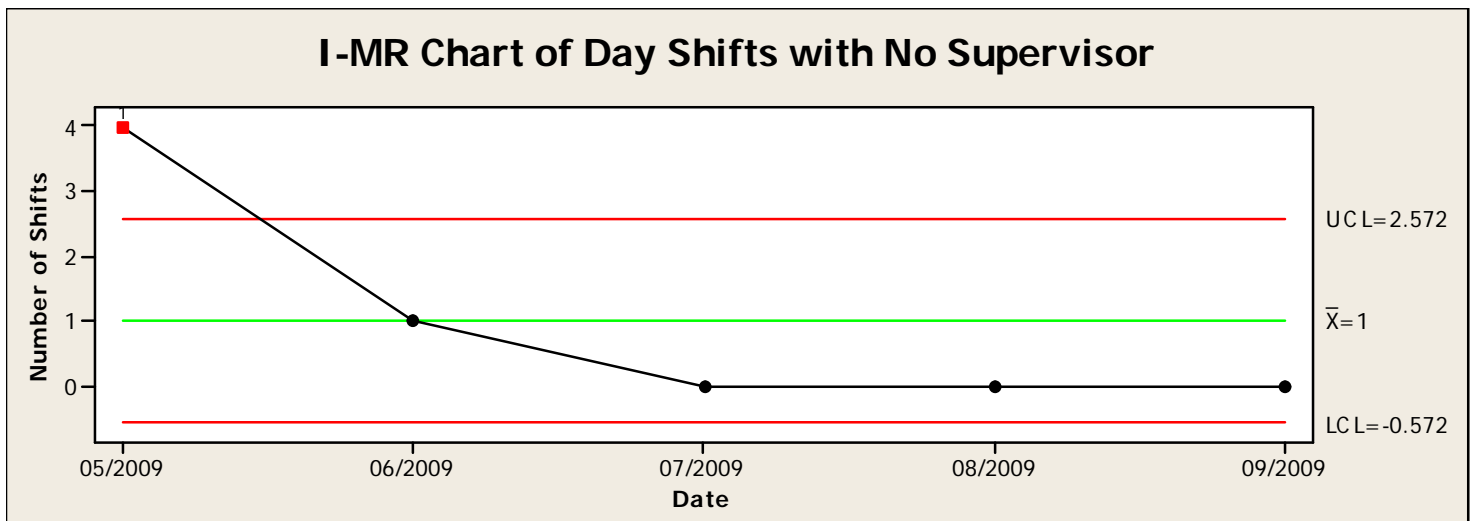
### Child Abuse Unit

No change in performance metrics.

No follow-up from prior month.

### Communications Center

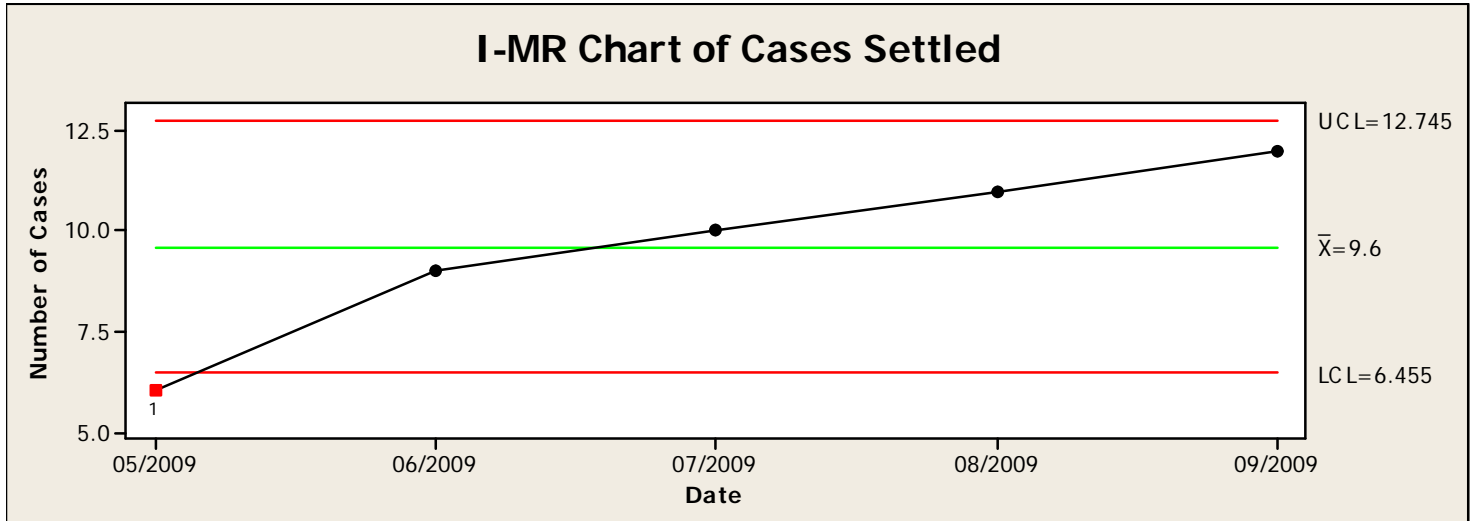
With five months of data now available, analysis of the Communications Center was viable. For September’s analysis, the data shows a flag for May 2009 for the data being three standard deviations above average. While it appears that the data has moved into the correct direction (zero shifts without supervisors), it is unknown at this time why the May 2009 was so high; further explanation is needed.



No follow-up from prior month. Follow-up is needed for the *Day Shifts with No Supervisor* performance metric.

## Gang Enforcement Team

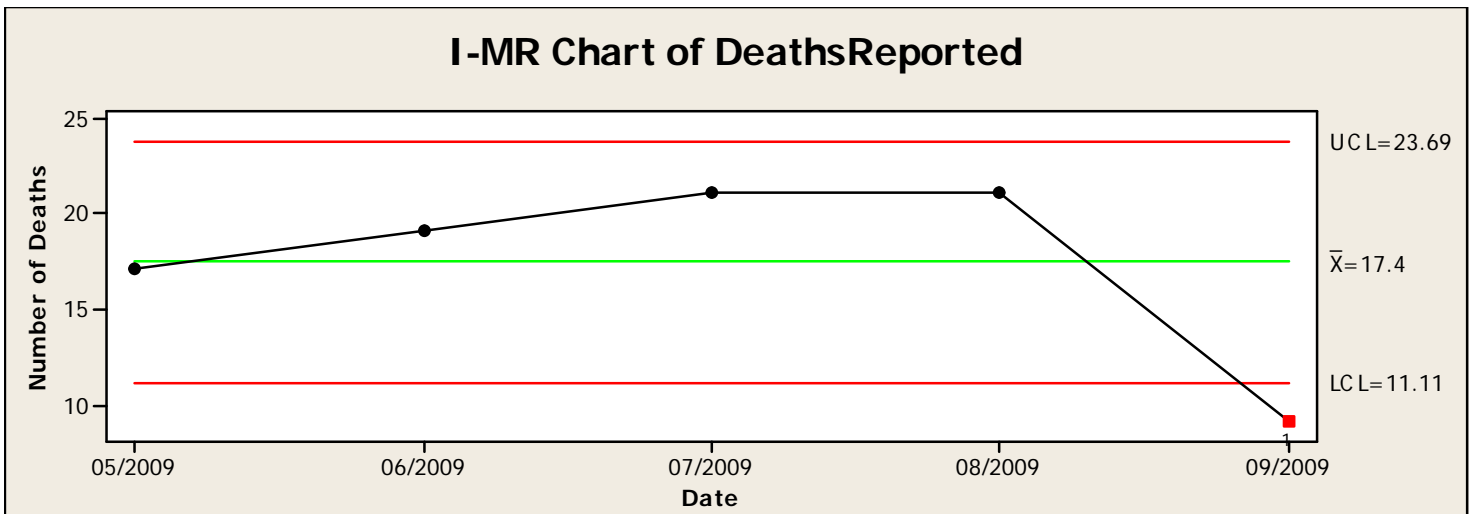
The *Cases Settled* performance metric for the Gang Enforcement Team indicates the May 2009 data point was three standard deviations below normal. It is unknown at this time why this month was below average; further follow-up is needed.



No follow-up from prior month. Follow-up is needed for the *Cases Settled* performance metric.

## Major Crimes

The performance metric for *Deaths Reported* shows a significant change for September 2009. The data is three standard deviations below normal. Further follow-up is needed.



No follow-up from prior month; follow-up is needed on the *Deaths Reported* performance measure.

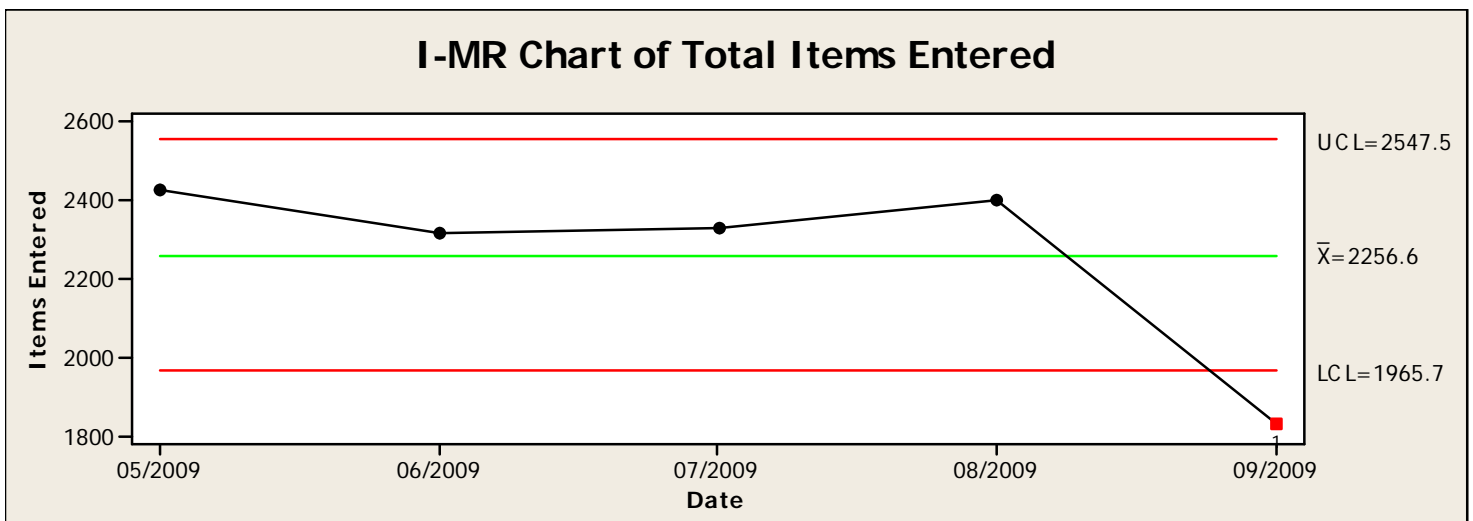
## Property Crimes and DV

No change in performance metrics.

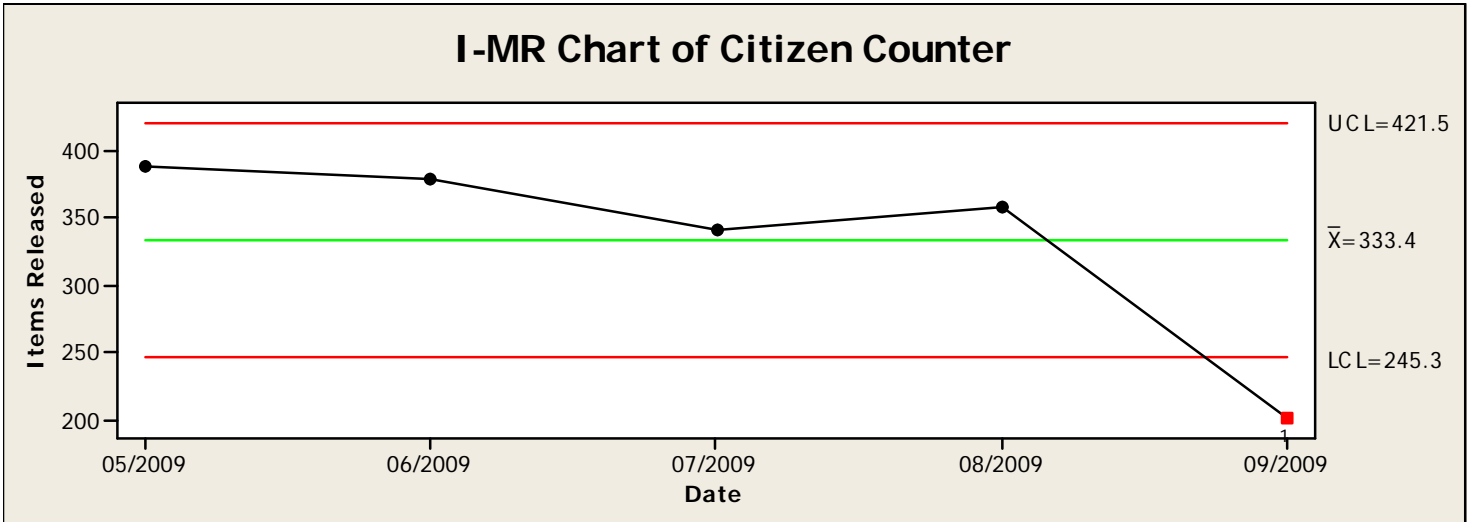
Follow-up on prior month's performance metrics for *Cases Assigned* and *Cases Resolved* led to the discovery of a technical glitch in the Records Management System (RMS) and how it calculates totals. Essentially, it appears to be querying the case date, rather than the status date. Therefore, these are unreliable measures. The Operations Analysis unit will do follow-up with Law Enforcement Information Systems to resolve this issue.

## Property Room

There are two performance measures for September 2009 showing flags for the Property and Evidence Room. The first is for *Total Items Entered*, which was three standard deviations below average for September. Reasons for this decrease are unknown.



The second performance metric with change is the *Citizen Counter*, which measures the number of items being released to citizens (see following page). It, too, was three standard deviations below average. Reasons for the decrease are unknown.



No follow-up from prior month; follow-up is needed on the *Total Items Entered and Citizen Counter* performance metrics.

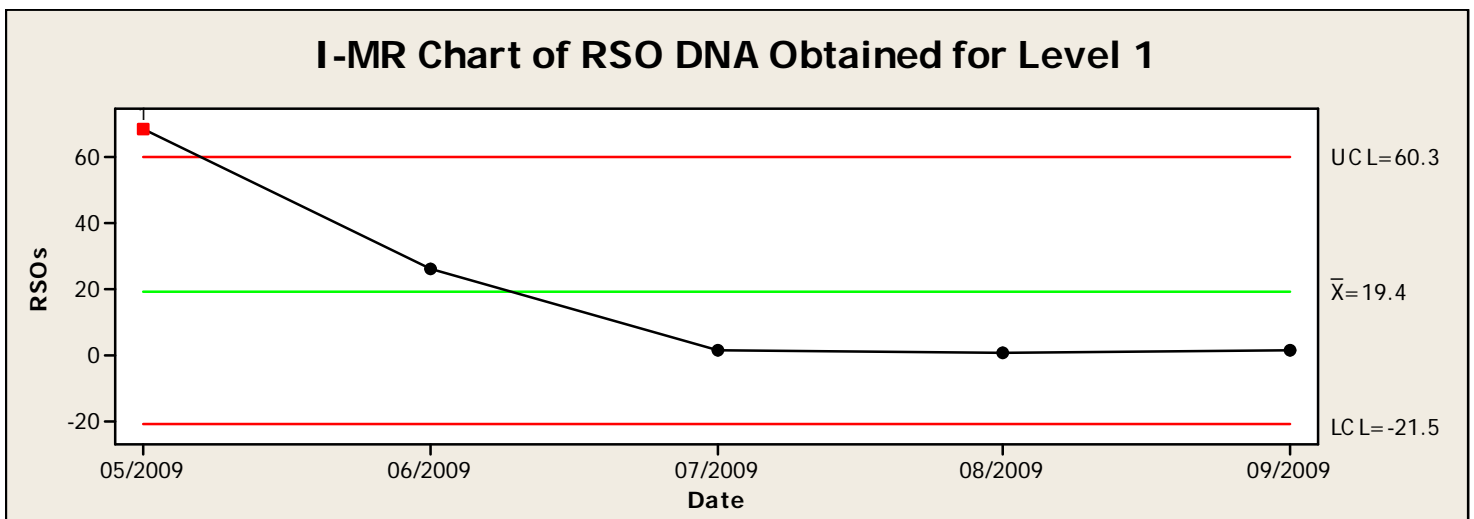
#### Sexual Assault Unit

No change in performance metrics.

No follow-up from prior month.

#### Sexual Exploitation Unit

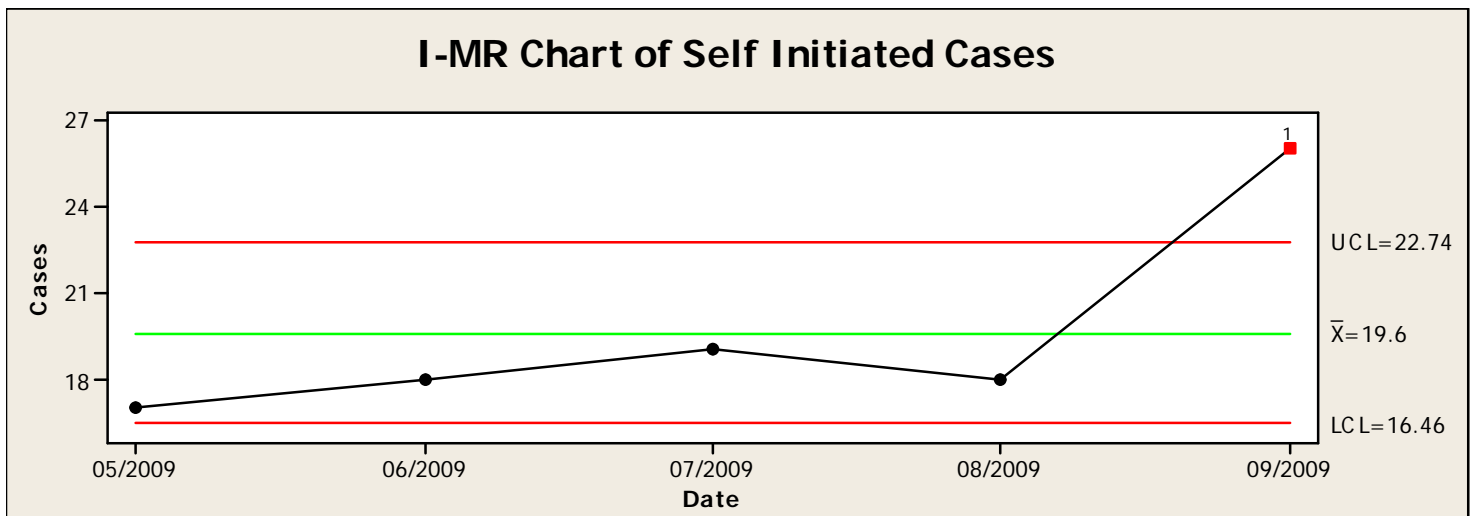
The *Registered Sex Offender DNA Obtained for Level 1* performance measure shows the May 2009 data was three standard deviations above average. This indicates there may have been a business practice change in June 2009. Further explanation is needed.



No follow-up from prior month; follow-up is needed on the RSO DNA Obtained for Level 1 metric.

### Special Investigations Unit

The *Self-Initiated Cases* metric shows that September 2009 was three standard deviations above normal for SIU (see following page). Since this unit is pro-active in nature, it is not unusual to have peaks and valleys for this performance metric. Since summer is a high vacation month, it is speculated those months were low for self-initiated cases due to detective absence. Based on the limited amount of data, further explanation is not warranted at this time; however, this will be monitored now that we are into non-summer months.



No follow-up from prior month.

### Targeted Crimes and Fraud

No change in performance metrics.

No follow-up from prior month.

### Admin Bureau

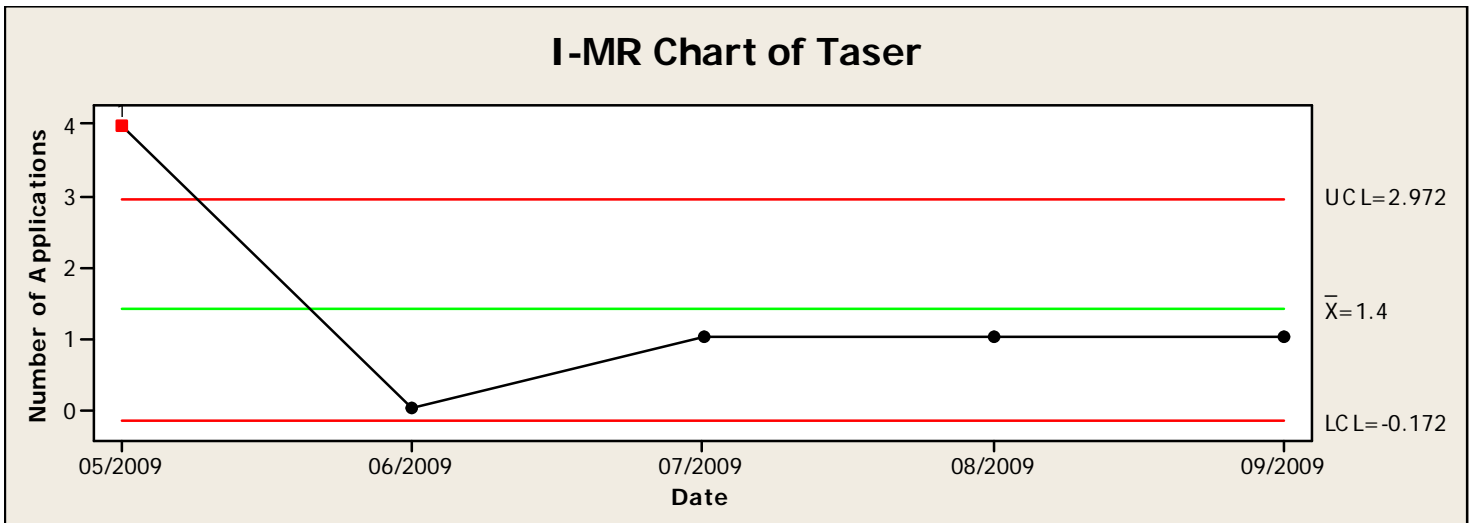
#### False Alarm

No change in performance metrics.

No follow-up from prior month.

## Internal Affairs

The *Taser* use performance metric shows that May 2009 was three standard deviations above average (see next page). This flag may be due to the limited data set available (5 months) in congruence with the relative low average for applications (1.4). However, further follow-up should be conducted.



No follow-up from prior month; follow-up is needed on *Taser* performance metric.

## Public Information Office

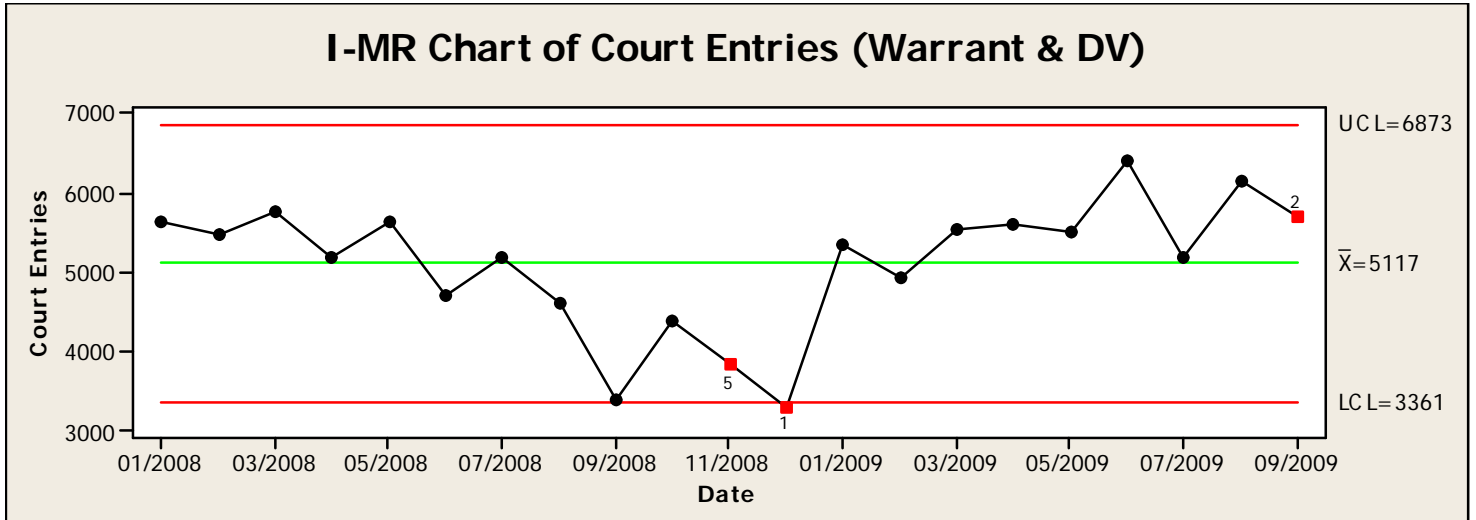
No change in performance metrics.

Follow-up from prior month for *Newsletter Subscribers* and *Total Subscribers* revealed a difference in how those measures were categorized by both the vendor and internally. Prior to May 2009, un-verified subscribers were being tracked. We are now using solely verified subscribers.

## Records

The *Court Entries (Warrant & DV)* performance metric demonstrates the March-September 2009 data has all been above average, indicating a business change in March 2009 (please see next page). Visually, it appears this change occurred in January 2009. Further explanation is needed.

## AIM Statistical Analysis for September 2009



There were several performance measures with follow-up from September. The *Runaways/Missing Reported* metric had large change flags starting in May 2009. It was determined this was partially due to the return of Crime Check in January 2009; however, summer months are also high months for runaways (following the conclusion of summer). It is worth noting that despite these numbers, it is believed that runaways are actually under-reported. The *Requests for Other Agencies* performance metric showed change for most of 2009. This was due to a business practice change in how this performance measure was tracked in January 2009. Finally, the *Pages Scanned* metric showed a change in business in January 2009 as well. This change was due to the elimination of the backlog, freeing up data entry time to be used for scanning. Follow-up is needed for the *Court Entries (Warrant & DV)* performance metric.

### Skill Center

No change in performance metrics.

No follow-up from prior month.

### Training

No change in performance metrics.

No follow-up from prior month.

# Spokane Police Department Accountability Information Management

## Unit Metrics



SERVICE PRIDE DEDICATION



## Abandoned Auto Unit

	Current Month	Same Month Previous Year	Year To Date	Previous Year Year to Date
<b>Tags</b>	255	245	2375	2395
<b>Tows</b>	49	69	474	635
<b>Hotline Tips</b>	438	485	4156	4208
<b>Citizen Contacts</b>	89	63	591	621

## Child Abuse Unit

	Current Month	Same Month Previous Year	Year To Date	Previous Year Year to Date
<b>Cases Received</b>	60		189	
<b>Cases Assigned</b>	24		93	
<b>Case Load per Detective</b>	12		36	
<b>Referrals to CPS</b>	0		0	

# Collisions

	Current Month	Same Month Previous Year	Year To Date	Previous Year Year to Date
<b>Non-Injury</b>	227		227	
<b>Injury</b>	102		102	
<b>Fatal</b>	2		2	
<b>Right Angle</b>	89		89	
<b>Sideswipe</b>	26		26	
<b>Rear End</b>	55		55	
<b>Head On</b>	6		6	
<b>Fixed Object/Parked Vehicle</b>	88		88	
<b>Approach Turn</b>	21		21	
<b>Pedestrian/Bike</b>	17		17	
<b>Backing Up</b>	29		29	
<b>Other</b>	0		0	

**Please note this data is for  
July 2009**

# Communications Center

	Current Month	Same Month Previous Year	Year To Date	Previous Year Year to Date
<b>Calls Processed</b>	19793		95299	
<b>Calls Generated by Crime Check</b>	1679		8621	
<b>Calls Disposed by Dispatch</b>	5678		30342	
<b>Total Phone Calls</b>	14523		42776	
<b>Channel 2 Down Hours (Day)</b>	120		677	
<b>Channel 2 Down Hours (Night)</b>	167		849	
<b>Shifts with No Supervisor (Day)</b>	0		5	
<b>Shifts with No Supervisor (Night)</b>	0		16	

# Community Services Unit

	Current Month	Same Month Previous Year	Year To Date	Previous Year Year to Date
<b>Volunteer Services</b>				
<b>Volunteer Hours</b>		4098	24755	
<b>Special Events</b>				
<b>Number of Events</b>		3	26	
<b>Event OT</b>		367	2960	
<b>Extra Duty</b>				
<b>Total Hours</b>		436	1346	
<b>Total Jobs</b>		103	274	

## Dignitary Protection Team

	Current Month	Same Month Previous Year	Year To Date	Previous Year Year to Date
<b>Digniatry Visit</b>	0		3	
<b>Consultations for Dignitary Visit</b>	1		12	

## Downtown Bicycle Patrol

	Current Month	Same Month Previous Year	Year To Date	Previous Year Year to Date
<b>Calls for Service</b>	29		252	
<b>Self-Initiated Activity</b>	332		2555	
<b>Citizen Contacts</b>	491		3117	
<b>Business Contacts</b>	242		2049	
<b>Traffic Hazardous</b>	7		97	
<b>Traffic Non-Hazardous</b>	18		136	
<b>Misd. Arrests</b>	9		63	
<b>Felony Arrests</b>	1		9	
<b>Non-O.T. Hours</b>	64		1328	
<b>O.T. Hours</b>	149		814	
<b>O.T hours paid by DS</b>	0		0	

**EDU**

	<b>Current Month</b>	<b>Same Month Previous Year</b>	<b>Year To Date</b>	<b>Previous Year Year to Date</b>
<b>Training Hours</b>	20		104	
<b>Responses</b>	7		30	
<b>IED</b>	1		5	
<b>Suspicious Package</b>	1		12	
<b>Military Ordnance</b>	1		4	
<b>Comm. Explosives/Fireworks</b>	2		3	
<b>Post Blast</b>	0		3	
<b>Other Tactical</b>	1		2	
<b>IEDs Handled by Technician</b>	1		5	

# False Alarm

	Current Month	Same Month Previous Year	Year To Date	Previous Year Year to Date
<b>Total False Alarm</b>	58		380	
<b>Total Alarms</b>	307		1635	
<b>90 Day Payment Rate</b>	90.11%		457.76%	
<b>90 Day Payment Recovery</b>	\$25,783.00		\$153,212.06	
<b>Alarm Recovery</b>	\$10,505.00		\$27,855.00	
<b>Registration Costs</b>	\$15,278.00		\$33,193.00	

# Fleet

	Current Month	Same Month Previous Year	Year To Date	Previous Year Year to Date
<b>Number of Cars</b>				
Patrol	117		116.8	
Investigations	98		97.6	
Other	70		68.8	
<b>Total Mileage Driven</b>				
Patrol	0		0	
Investigations	0		0	
<b>Average Mileage Per Vehicle</b>				
Patrol	0		817.4	
Investigations	0		0	
Fuel (gallons)	15131		74164	

# Gang Enforcement Team

	Current Month	Same Month Previous Year	Year To Date	Previous Year Year to Date
<b>Cases Investigated</b>	9		53	
<b>Self Initiated Cases</b>	4		32	
<b>Cases Settled</b>	12		48	
<b>Arrests</b>	7		30	
<b>Search Warrants Executed</b>	3		17	
<b>Reports Evaluated</b>	303		1976	
<b>FIs Written or Reviewed</b>	349		1986	
<b>Detailed Gang Interviews</b>	2		19	
<b>Agency Assists</b>	41		206	
<b>Classes Taught</b>	0		15	
<b><u>Field Operations</u></b>				
<b>Marijuana Arrests</b>	0		2	
<b>Meth Arrests</b>	1		4	
<b>Heroin Arrests</b>	3		3	
<b>Crack/Cocaine Arrests</b>	0		0	
<b>Ecstasy Arrests</b>	0		0	
<b>Firearm Arrests</b>	2		5	
<b>Other Felony Arrests</b>	7		21	
<b>Marijuana Buys</b>	0		8	
<b>Meth Buys</b>	3		8	
<b>Heroin Buys</b>	7		14	
<b>Crack/Cocaine Buys</b>	4		24	
<b>Ecstasy Buys</b>	5		11	
<b>Firearm Buys</b>	0		3	
<b><u>Seizures</u></b>				
<b>Money Seized</b>	\$0.00		\$10,117.00	
<b>Vehicles Seized</b>	1		8	
<b>Firearms Seized</b>	0		4	

# Hostage Negotiator Team

	Current Month	Same Month Previous Year	Year To Date	Previous Year Year to Date
<b>Call-Outs</b>	1		6	
<b>Sucide/Mental Health/Barricade</b>	36		153	
<b>Training Attended/Provide</b>	64		444	

**K9**

	<b>Current Month</b>	<b>Same Month Previous Year</b>	<b>Year To Date</b>	<b>Previous Year Year to Date</b>
<b>Patrol Dog Deployments</b>				
<b>Patrol Dog Uses</b>	50	113	742	1054
<b>Patrol Dog Felony Finds</b>	4	15	67	91
<b>Patrol Dog Misdemeanor Finds</b>	2	9	25	28
<b>Suspect Apprehensions</b>	0	0	5	8
<b>Drug Dog Deployment</b>				
<b>Drug Dog Uses</b>	16	46	324	391
<b>Drug Dog Felony Finds</b>	7	8	86	110
<b>Drug Dog Misdemeanor Finds</b>	5	18	69	138
<b>Community Demos</b>	0	0	11	10
<b>911 CFS</b>	23	50	355	581
<b>Officer Self Initated</b>	31	41	373	476
<b>Total CFS and S.I.</b>	54	91	727	1057
<b>Misd. Arrests</b>	0	10	39	76
<b>Felony Arrests</b>	0	5	26	38
<b>Traffic Hazardous</b>	3	20	130	123
<b>Traffic Non-Hazardous</b>	7	16	125	108
<b>DUI</b>	0	0	2	4

## Major Crimes Unit

	Current Month	Same Month Previous Year	Year To Date	Previous Year Year to Date
<b>Homicides Investigated</b>	1		3	
<b>Homicides Settled</b>	1		2	
<b>Deaths Reported</b>	9		87	
<b>Deaths Investigated</b>	6		19	
<b>Assaults Reported</b>	30		184	
<b>Assaults Investigated</b>	15		90	
<b>Assaults Settled</b>	11		62	
<b>Assaults Suspended</b>	5		35	
<b>Robbery Reported</b>	37		158	
<b>Robbery Investigated</b>	17		78	
<b>Robbery Settled</b>	18		47	
<b>Robbery Suspended</b>	3		36	

**NRO**

	<b>Current Month</b>	<b>Same Month Previous Year</b>	<b>Year To Date</b>	<b>Previous Year Year to Date</b>
<b>Neighborhood Problem Solvin</b>	92	0	673	0
<b>Misd Arrests</b>	14	0	128	0
<b>Felony Arrests</b>	4	0	16	0
<b>Traffic Hazardous</b>	2	0	38	0
<b>Traffic Non-Hazardous</b>	2	0	28	0
<b>DUI</b>	0	0	3	0
<b>Community Meetings</b>	13	0	70	0
<b>Downtown - Civil Infraction</b>	8		29	
<b>Downtown - STA Related Calls</b>	10		35	

# Patrol

	Current Month	Same Month Previous Year	Year To Date	Previous Year Year to Date
<b>911 CFS</b>	6388	5851	54090	53078
<b>Officer Self Initiated</b>	3227	2926	31358	24652
<b>Total CFS and SI</b>	9615	8777	85458	77730
<b>Response Time Priority 1</b>	7	6	6	6.22222222222222
<b>Response Time Priority 2</b>	5	5	5.11111111111111	5.22222222222222
<b>Response Time Priority 3</b>	31	26	28.2222222222222	23.6666666666667
<b>Misd Arrests</b>	893	719	7646	7102
<b>Felony Arrests</b>	309	311	2866	2689
<b>Traffic Hazardous</b>	894	813	8442	5368
<b>Traffic Non-Hazardous</b>	1137	852	9891	5764
<b>DUI</b>	87	66	677	557
<b>Pursuits Total</b>	7	0	25	0
<b>Pursuits with apprehension</b>	4	0	17	0
<b>Pursuits Terminated</b>	3	0	13	0
<b>Pursuits with Damage</b>	0	0	0	0
<b>CIT response with Transport</b>	0	0	0	0
<b>CIT responses with No Transport</b>	0	0	0	0

# Photo Red

	Current Month	Same Month Previous Year	Year To Date	Previous Year Year to Date
--	---------------	--------------------------------	--------------	----------------------------------

## Francis and NB Division

Citations Issued	206		851	
Collisions	0		0	

## Francis and SB Division

Citations Issued	360		1765	
Collisions	0		0	

## Mission and Hamilton

Citations Issued	62		318	
Collisions	0		0	

## Sprague and Browne

Citations Issued	84		236	
Collisions	0		0	

Revenue	\$62,352.35		\$243,968.35	
Hearing or Appeal	0		581	
Dismissals	0		37	

# PIO

	Current Month	Same Month Previous Year	Year To Date	Previous Year Year to Date
<b>Written Releases</b>	23		114	
<b>Shift PIO Interviews</b>	133		476	
<b>Web Visitors</b>	9766		51670	
<b>Total Subscribers</b>	2849		12086	
<b>Newsletter Subscribers</b>	663		3403	
<b>Crimestoppers Tips</b>	77		398	

## Property Crimes and DV Unit

	Current Month	Same Month Previous Year	Year To Date	Previous Year Year to Date
<b>Cases Received and Screened</b>	175		851	
<b>Cases Assigned</b>	98		412	
<b>Cases Resolved</b>	37		142	
<b>Settle Status</b>				
<b>Adult Warrant Requested</b>	20		82	
<b>Suspended</b>	12		43	
<b>Exceptional Clearance</b>	1		6	
<b>Citation Issued</b>	0		2	
<b>Juvenile Arrest</b>	0		1	
<b>Juvenile Warrant Requested</b>	0		0	
<b>Settled Officer</b>	1		3	
<b>Unfounded</b>	1		1	

# Property Evidence Facility

	Current Month	Same Month Previous Year	Year To Date	Previous Year Year to Date
<b>Total Items Entered</b>	1830		11283	
<b>Items Cleared</b>	2577		13009	
<b>Weapons Entered</b>	53		545	
<b>Weapons Cleared</b>	40		402	
<b>Drugs Entered</b>	396		1872	
<b>Drugs Destroyed</b>	0		2972	
<b>Vehicles Entered</b>	5		26	
<b>Vehicles Cleared</b>	0		20	
<b>Citizen Counter</b>	200		1667	

# Records

	<b>Current Month</b>	<b>Same Month Previous Year</b>	<b>Year To Date</b>	<b>Previous Year Year to Date</b>
<b>Runaways/Missing Reported</b>	302	175	2745	1861
<b>Court Entries (Warrant and DV)</b>	5712	3389	50361	45603
<b>Reports Provided to Other Agencies</b>	11226	5210	80915	41476
<b>Public Disclosure Requests (pages)</b>	7652	8751	56227	50315
<b>Phone Calls</b>	2987	2998	28570	26877
<b>Data Entry (in pages)</b>	22162	26836	259484	316163
<b>Pages Scanned</b>	50387	34249	426714	351335

## Sexual Assault Unit

	Current Month	Same Month Previous Year	Year To Date	Previous Year Year to Date
<b>Sexual Assault Investigated</b>	17		132	
<b>Acquaintance</b>	13		112	
<b>Stranger-to-Stranger</b>	4		20	
<b>Sexual Assault Settled</b>	0		1	
<b>Sexual Assault of Child Invest.</b>	13		101	
<b>Sexual Assault of Child Settle</b>	3		22	
<b>Cases Recieved</b>	58		398	
<b>Cases Assigned</b>	17		132	
<b>Case Load per Detective</b>	3		26	

## Sexual Exploitation Unit

	Current Month	Same Month Previous Year	Year To Date	Previous Year Year to Date
<b>RSO Registrations Processed</b>	0		661	
<b>RSO FTR Warrants Requested</b>	8		39	
<b>RSO Address Verifications</b>	135		632	
<b>RSO Att. Address Verification</b>	38		282	
<b>RSO Living in City Limits</b>	849		4368	
<b>RSO Outstanding FTR Warrants</b>	32		135	
<b>RSO DNA Obtained (Level 1)</b>	1		97	
<b>RSO Level 2 and 3 Flyers Sent</b>	35		148	
<b>Cases Assigned</b>	6		36	

# Skills Center

	Current Month	Same Month Previous Year	Year To Date	Previous Year Year to Date
<b>Classroom Hours</b>	68		382	

---

## Program Overview

School is back in session; been teaching every day except for in-service day.

# Special Investigations Unit

	Current Month	Same Month Previous Year	Year To Date	Previous Year Year to Date
<b>Patro Cases Processed</b>	33		198	
<b>Self Initiated Cases</b>	26		98	
<b>Cases Settled</b>	43		210	
<b>Arrests</b>	15		101	
<b>Search Warrants Executed</b>	17		46	
<b>Drug Seizures (Arrests Made by Drug Type)</b>				
<b>Marijuana Arrests</b>	7		24	
<b>Meth Arrests</b>	12		65	
<b>Heroin Arrests</b>	7		29	
<b>Cocaine Arrests</b>	10		23	
<b>Other Drug Arrests</b>	10		50	
<b>Other Seizures</b>				
<b>Money Seized</b>	\$10,715.00		\$24,425.05	
<b>Vehicles Seized</b>	2		11	
<b>Firearms Seized</b>	3		8	

# SWAT

	Current Month	Same Month Previous Year	Year To Date	Previous Year Year to Date
<b>Stand-off/Weapon/Barricade Call</b>	0		4	
<b>High Risk Search Warrant</b>	1		18	
<b>Team Training Hours</b>	30		160	
<b>Marksman Training Hours</b>	8		24	
<b>CART Training Hours</b>	5		15	

## TAC (Crowd Control Team)

	Current Month	Same Month Previous Year	Year To Date	Previous Year Year to Date
<b>Concert</b>	1		2	
<b>Special Event</b>	6		12	
<b>Demonstration</b>	0		0	

## Targeted Crimes and Fraud Unit

	Current Month	Same Month Previous Year	Year To Date	Previous Year Year to Date
<b>Cases Received and Screened</b>	66		381	
<b>Cases Assigned</b>	34		165	
<b>Cases Resolved</b>	9		57	
<b>Settle Status</b>				
<b>Adult Warrant Requested</b>	4		26	
<b>Suspended</b>	1		23	
<b>Exceptional Clearance</b>	0		2	
<b>Citation Issued</b>	0		0	
<b>Juvenile Arrest</b>	0		0	
<b>Juvenile Warrant Requested</b>	0		1	
<b>Settled Officer</b>	3		3	
<b>Unfounded</b>	0		1	

# Traffic

	Current Month	Same Month Previous Year	Year To Date	Previous Year Year to Date
<b>911 CFS</b>	100	129	1290	1698
<b>Officer Self Initated</b>	1643	1407	12197	10418
<b>Total CFS and S.I.</b>	1743	1536	13487	12116
<b>Misd. Arrests</b>	16	68	533	527
<b>Felony Arrests</b>	17	3	155	74
<b>Traffic Hazardous</b>	920	987	8871	6488
<b>Traffic Non Hazardous</b>	505	459	4726	3310
<b>DUI</b>	0	0	41	76
<b>Commercial Vehicle</b>				
<b>Traffic Hazardous</b>	411	88	1330	1151
<b>Traffic Non-Hazardous</b>	125	118	945	1019

# Training Center

	Current Month	Same Month Previous Year	Year To Date	Previous Year Year to Date
<b>Hosted Schools</b>	11		50	
<b>BLEA Training Day</b>	0		0	
<b>Recruits in Training (BLEA/FTO</b>	0		8	
<b>Applicants Processed</b>	0		0	

## In Service

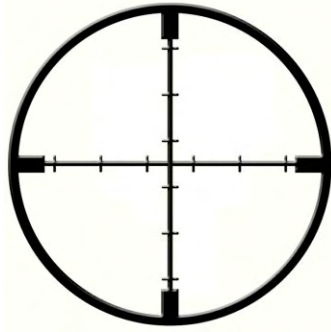
**Subject Matter** Two sessions of fall in-service

**Subject Matter** VALOR Detective training

---

## Firearms

**Course of Fire** AR Qualifications



**AIM**

**Spokane Police Department**  
**Accountability Information Management**

**Crime and Neighborhood Issues**

Weekly Crime Trends  
Department Response



**SERVICE PRIDE DEDICATION**



**Spokane Police Department**  
**Accountability Information Management**

Weekly Crime Trends



**SERVICE PRIDE DEDICATION**



**Weekly A.I.M. Crime Statistics**

<b>Reliability</b>	<b>Crime Type</b>	<b>Week: 9/2/09-9/8/09</b>	<b>Previous 4 Wk Avg</b>	<b>Historical Average</b>	<b>His Avg Length</b>	<b>Year to Date Tot</b>	<b>Year to Date Avg</b>	<b>Comments</b>
Med-High	<b>Assault Totals</b>	<b>34</b>	<b>31.00</b>	<b>31.31</b>	12/31/08	<b>1127</b>	<b>31.31</b>	
	<i>Felony Assault</i>							
	<i>Misdemeanor Assault</i>							
High	<b>Burglary/Breaking &amp; Entering - Totals</b>	<b>40</b>	<b>64.75</b>	<b>50.39</b>	12/31/08	<b>1814</b>	<b>50.39</b>	WC-EG burglaries much lower than previous week; only two
High	<b>Commercial</b>	7	8.00	7.94	12/31/08	286	7.94	
High	<b>Residential</b>	24	41.75	31.50	12/31/08	1134	31.50	
High	<b>Garage</b>	9	15.00	10.94	12/31/08	394	10.94	
Med-High	<b>Malicious Mischief</b>	<b>26</b>	<b>50.25</b>	<b>45.78</b>	12/31/08	<b>1648</b>	<b>45.78</b>	
Med-High	<b>Embezzlement</b>	<b>0</b>	<b>0</b>	<b>0.08</b>	12/31/08	<b>3</b>	<b>0.08</b>	
Low-Med	<b>Forgery/Fraud Offenses</b>	<b>7</b>	<b>20.50</b>	<b>20.92</b>	12/31/08	<b>753</b>	<b>20.92</b>	
	<i>False Pretenses/Swindle/Conf Game</i>							
	<i>Credit Card/A.T.M. Fraud</i>							
	<i>Impersonation</i>							
	<i>Welfare Fraud</i>							
	<i>Wire Fraud</i>							
High	<b>Homicide</b>	<b>0</b>	<b>0.25</b>	<b>0.23</b>	1/1/71	<b>6</b>	<b>0.17</b>	
	<i>Murder &amp; Negligent Manslaughter</i>							
	<i>Negligent Manslaughter</i>							
	<i>Justifiable Homicide</i>							
Med-High	<b>Kidnapping/Abduction</b>	<b>1</b>	<b>0.50</b>	<b>0.42</b>	12/31/08	<b>15</b>	<b>0.42</b>	
Med	<b>Theft/Larceny</b>	<b>135</b>	<b>188.25</b>	<b>172.83</b>	12/31/08	<b>6222</b>	<b>172.83</b>	
	<i>Pocket-picking</i>							
	<i>Purse Snatching</i>							
	<i>Shoplifting</i>							
	<i>Theft from Building</i>							
	<i>Theft from Coin-Operated Machine</i>							
High	<b>Vehicle Prowling (Theft from Vehicle)</b>	64	83.50	83.10	1/2/02	2993	83.14	
	<i>Theft of Motor Vehicle Parts</i>							
Med	<b>All Other Larceny</b>	71	104.75	89.69	12/31/08	3229	89.69	
High	<b>Motor Vehicle Theft</b>	<b>28</b>	<b>24.75</b>	<b>30.94</b>	12/31/08	<b>1114</b>	<b>30.94</b>	
Med-High	<b>Robbery</b>	<b>9</b>	<b>6.50</b>	<b>6.72</b>	12/31/08	<b>242</b>	<b>6.72</b>	
High	<b>Bank</b>	0	0.00	0.00	12/31/08	0	0.00	
Med-High	<b>Carjacking</b>	0	0.00	0.19	12/31/08	7	0.19	
Med-High	<b>Commercial</b>	1	0.75	1.11	12/31/08	40	1.11	
Med-High	<b>Invasion</b>	1	0.25	0.39	12/31/08	14	0.39	
Med-High	<b>Purse Robbery</b>	1	0.50	0.33	12/31/08	12	0.33	
Med-High	<b>Shoplifting Robbery</b>	1	0.75	0.61	12/31/08	22	0.61	
Med-High	<b>Strongarm</b>	5	4.25	4.08	12/31/08	147	4.08	
Med	<b>Sex Offenses - Forcible</b>	<b>2</b>	<b>5.25</b>	<b>3.70</b>	7/15/09	<b>37</b>	<b>3.70</b>	
Med	<i>Forcible Rape</i>	1	1.00	1.30	7/15/09	13	1.30	
Med	<i>Sexual Assault w/ an Object</i>	0	2.00	0.90	7/15/09	9	0.90	
Med	<i>Forcible Fondling</i>	1	2.25	1.50	7/15/09	15	1.50	
Med	<b>Sex Offenses - Nonforcible</b>	<b>0</b>	<b>0.5</b>	<b>0.80</b>	7/15/09	<b>8</b>	<b>0.80</b>	
Med	<i>Incest</i>	0	0	0	7/15/09	0	0	
Med	<i>Statutory Rape</i>	0	0.5	0.80	7/15/09	8	0.80	
Low	<b>Stolen Property Offenses (Traf, Rec, etc)</b>	<b>1</b>	<b>1.50</b>	<b>1.64</b>	12/31/08	<b>59</b>	<b>1.64</b>	
Low	<b>Weapon Law Violations</b>							
Med	<b>Disorderly Conduct</b>	<b>0</b>	<b>6.75</b>	<b>6.42</b>	12/31/08	<b>231</b>	<b>6.42</b>	
High	<b>Driving Under the Influence</b>	<b>16</b>	<b>14.00</b>	<b>13.15</b>	6/10/09	<b>171</b>	<b>13.15</b>	

**Weekly A.I.M. Crime Statistics**

<b>Reliability</b>	<b>Crime Type</b>	<b>Week: 9/8/09-9/14/09</b>	<b>Previous 4 Wk Avg</b>	<b>Historical Average</b>	<b>His Avg Length</b>	<b>Year to Date Tot</b>	<b>Year to Date Avg</b>	<b>Comments</b>
Med-High	<b>Assault Totals</b>	41	32.50	31.51	12/31/08	1166	31.51	
	<i>Felony Assault</i>							
	<i>Misdemeanor Assault</i>							
High	<b>Burglary/Breaking &amp; Entering - Totals</b>	57	58.00	50.30	12/31/08	1861	50.30	
High	<b>Commercial</b>	11	8.50	8.00	12/31/08	296	8.00	
High	<b>Residential</b>	33	37.50	31.38	12/31/08	1161	31.38	
High	<b>Garage</b>	13	12.00	10.92	12/31/08	404	10.92	
Med-High	<b>Malicious Mischief</b>	37	42.00	45.35	12/31/08	1678	45.35	██████████ arrested for slashing tires NE
Med-High	<b>Embezzlement</b>	0	0	0.08	12/31/08	3	0.08	
Low-Med	<b>Forgery/Fraud Offenses</b>	30	16.00	21.03	12/31/08	778	21.03	██████████ arrested on 9/9 for multiple incidents
	<i>False Pretenses/Swindle/Conf Game</i>							
	<i>Credit Card/A.T.M. Fraud</i>							
	<i>Impersonation</i>							
	<i>Welfare Fraud</i>							
	<i>Wire Fraud</i>							
High	<b>Homicide</b>	0	0.25	0.23	1/1/71	6	0.16	
	<i>Murder &amp; Negligent Manslaughter</i>							
	<i>Negligent Manslaughter</i>							
	<i>Justifiable Homicide</i>							
Med-High	<b>Kidnapping/Abduction</b>	0	0.75	0.41	12/31/08	15	0.41	
Med	<b>Theft/Larceny</b>	197	178.25	172.59	12/31/08	6386	172.59	
	<i>Pocket-picking</i>							
	<i>Purse Snatching</i>							
	<i>Shoplifting</i>							
	<i>Theft from Building</i>							
	<i>Theft from Coin-Operated Machine</i>							
High	<b>Vehicle Prowling (Theft from Vehicle)</b>	83	78.50	83.10	1/2/02	3062	82.76	
	<i>Theft of Motor Vehicle Parts</i>							
Med	<b>All Other Larceny</b>	114	99.75	89.84	12/31/08	3324	89.84	
High	<b>Motor Vehicle Theft</b>	34	26.75	30.73	12/31/08	1137	30.73	██████████ arrested
Med-High	<b>Robbery</b>	9	7.50	6.78	12/31/08	251	6.78	
High	<b>Bank</b>	0	0.00	0.00	12/31/08	0	0.00	
Med-High	<b>Carjacking</b>	0	0.00	0.19	12/31/08	7	0.19	
Med-High	<b>Commercial</b>	0	1.00	1.08	12/31/08	40	1.08	
Med-High	<b>Invasion</b>	0	0.50	0.38	12/31/08	14	0.38	
Med-High	<b>Purse Robbery</b>	1	0.75	0.35	12/31/08	13	0.35	
Med-High	<b>Shoplifting Robbery</b>	2	1.00	0.65	12/31/08	24	0.65	
Med-High	<b>Strongarm</b>	6	4.25	4.14	12/31/08	153	4.14	
Med	<b>Sex Offenses - Forcible</b>	2	4.25	3.55	7/15/09	39	3.55	
Med	<i>Forcible Rape</i>	1	1.00	1.27	7/15/09	14	1.27	
Med	<i>Sexual Assault w/ an Object</i>	0	2.00	0.82	7/15/09	9	0.82	
Med	<i>Forcible Fondling</i>	1	1.25	1.45	7/15/09	16	1.45	
Med	<b>Sex Offenses - Nonforcible</b>	2	0.5	0.91	7/15/09	10	0.91	
Med	<i>Incest</i>	1	0	0.09	7/15/09	1	0.09	
Med	<i>Statutory Rape</i>	1	0.5	0.82	7/15/09	9	0.82	
Low	<b>Stolen Property Offenses (Traf, Rec, etc)</b>	2	1.50	1.65	12/31/08	61	1.65	
Low	<b>Weapon Law Violations</b>							
Med	<b>Disorderly Conduct</b>	4	5.75	6.35	12/31/08	235	6.35	
High	<b>Driving Under the Influence</b>	16	14.75	13.36	6/10/09	187	13.36	

**Weekly A.I.M. Crime Statistics**

<b>Reliability</b>	<b>Crime Type</b>	<b>Week: 9/15/09-9/21/09</b>	<b>Previous 4 Wk Avg</b>	<b>Historical Average</b>	<b>His Avg Length</b>	<b>Year to Date Tot</b>	<b>Year to Date Avg</b>	<b>Comments</b>
Med-High	<b>Assault Totals</b>	36	35.25	31.63	12/31/08	1202	31.63	Bar problems downtown; Club Uno & Jimmyz
	<i>Felony Assault</i>							
	<i>Misdemeanor Assault</i>							
Med-High	<b>Burglary/Breaking &amp; Entering - Totals</b>	59	55.75	50.53	12/31/08	1920	50.53	Volume in WC, particularly fenced yards/storage units West Central, Nevada Lidgerwood, Shiloh Hills higher than normal
Med-High	<b>Commercial</b>	12	8.50	8.11	12/31/08	308	8.11	
Med-High	<b>Residential</b>	39	35.75	31.58	12/31/08	1200	31.58	
Med-High	<b>Garage</b>	8	11.50	10.84	12/31/08	412	10.84	
Med-High	<b>Malicious Mischief</b>	34	36.75	45.05	12/31/08	1712	45.05	
Med-High	<b>Embezzlement</b>	0	0	0.08	12/31/08	3	0.08	
Low-Med	<b>Forgery/Fraud Offenses</b>	14	15.50	20.84	12/31/08	792	20.84	
	<i>False Pretenses/Swindle/Conf Game</i>							
	<i>Credit Card/A.T.M. Fraud</i>							
	<i>Impersonation</i>							
	<i>Welfare Fraud</i>							
	<i>Wire Fraud</i>							
High	<b>Homicide</b>	0	0	0.23	1/1/71	6	0.16	
	<i>Murder &amp; Negligent Manslaughter</i>							
	<i>Negligent Manslaughter</i>							
	<i>Justifiable Homicide</i>							
Med-High	<b>Kidnapping/Abduction</b>	0	0.75	0.39	12/31/08	15	0.39	
Med	<b>Theft/Larceny</b>	196	169.75	173.21	12/31/08	6582	173.21	NW Blvd/Alberta vicinity surge; possible suspect from Craigslist post
	<i>Pocket-picking</i>							
	<i>Purse Snatching</i>							
	<i>Shoplifting</i>							
	<i>Theft from Building</i>							
High	<b>Vehicle Prowling (Theft from Vehicle)</b>	83	74.00	83.10	1/2/02	3145	82.76	
	<i>Theft of Motor Vehicle Parts</i>							
Med	<b>All Other Larceny</b>	113	95.75	90.45	12/31/08	3437	90.45	
High	<b>Motor Vehicle Theft</b>	40	26.25	30.97	12/31/08	1177	30.97	Another surge in vicinity of ██████ N Monroe problem house
Med-High	<b>Robbery</b>	9	7.50	6.84	12/31/08	260	6.84	Incidents unrelated; Arrest of 3 in one; Other incident had 92 yo victim
High	<b>Bank</b>	0	0.00	0.00	12/31/08	0	0.00	
Med-High	<b>Carjacking</b>	0	0.00	0.18	12/31/08	7	0.18	
Med-High	<b>Commercial</b>	0	0.50	1.05	12/31/08	40	1.05	
Med-High	<b>Invasion</b>	1	0.25	0.39	12/31/08	15	0.39	
Med-High	<b>Purse Robbery</b>	2	0.75	0.39	12/31/08	15	0.39	
Med-High	<b>Shoplifting Robbery</b>	0	1.00	0.63	12/31/08	24	0.63	
Med-High	<b>Strongarm</b>	6	5.00	4.18	12/31/08	159	4.18	
Med	<b>Sex Offenses - Forcible</b>	4	3.25	3.58	7/15/09	43	3.58	
Med	<i>Forcible Rape</i>	1	1.00	1.25	7/15/09	15	1.25	
Med	<i>Sexual Assault w/ an Object</i>	0	1.50	0.75	7/15/09	9	0.75	
Med	<i>Forcible Fondling</i>	3	0.75	1.58	7/15/09	19	1.58	
Med	<b>Sex Offenses - Nonforcible</b>	2	0.75	1.00	7/15/09	12	1.00	
Med	<i>Incest</i>	0	0.25	0.08	7/15/09	1	0.08	
Med	<i>Statutory Rape</i>	2	0.5	0.92	7/15/09	11	0.92	
Low	<b>Stolen Property Offenses (Traf, Rec, etc)</b>	5	1.75	1.74	12/31/08	66	1.74	One was arrest stemming from County Burg; Reliability problems in stats for crime type
Low	<b>Weapon Law Violations</b>							
Med	<b>Disorderly Conduct</b>	5	5.00	6.32	12/31/08	240	6.32	
High	<b>Driving Under the Influence</b>	11	14.25	13.20	6/10/09	198	13.20	

**Weekly A.I.M. Crime Statistics**

<b>Reliability</b>	<b>Crime Type</b>	<b>Week: 9/22/09-9/28/09</b>	<b>Previous 4 Wk Avg</b>	<b>Historical Average</b>	<b>His Avg Length</b>	<b>Year to Date Tot</b>	<b>Year to Date Avg</b>	<b>Comments</b>
Med-High	<b>Assault Totals</b>	27	33.25	31.51	12/31/08	1229	31.51	
	<i>Felony Assault</i>							
	<i>Misdemeanor Assault</i>							
Med-High	<b>Burglary/Breaking &amp; Entering - Totals</b>	72	55.50	51.08	12/31/08	1992	51.08	
Med-High	<b>Commercial</b>	11	9.25	8.18	12/31/08	319	8.18	
Med-High	<b>Residential</b>	35	36.00	31.67	12/31/08	1235	31.67	
Med-High	<b>Garage</b>	26	10.25	11.23	12/31/08	438	11.23	Highest total of the year; Most Shiloh Hills apartments; Also clusters in SP, FM
Med-High	<b>Malicious Mischief</b>	54	33.00	45.28	12/31/08	1766	45.28	BB Gun surge on 25th, most between 31st-37th & Ray-Havana
Med-High	<b>Embezzlement</b>	0	0	0.08	12/31/08	3	0.08	
Low-Med	<b>Forgery/Fraud Offenses</b>	27	15.00	21.00	12/31/08	819	21.00	
	<i>False Pretenses/Swindle/Conf Game</i>							
	<i>Credit Card/A.T.M. Fraud</i>							
	<i>Impersonation</i>							
	<i>Welfare Fraud</i>							
	<i>Wire Fraud</i>							
High	<b>Homicide</b>	2	0	0.23	1/1/71	8	0.21	Double homicide of Jack Lamere & Jacob Potter
	<i>Murder &amp; Negligent Manslaughter</i>							
	<i>Negligent Manslaughter</i>							
	<i>Justifiable Homicide</i>							
Med-High	<b>Kidnapping/Abduction</b>	1	0.25	0.41	12/31/08	16	0.41	
Med	<b>Theft/Larceny</b>	202	170.00	173.95	12/31/08	6784	173.95	
	<i>Pocket-picking</i>							
	<i>Purse Snatching</i>							
	<i>Shoplifting</i>							
	<i>Theft from Building</i>							
	<i>Theft from Coin-Operated Machine</i>							
High	<b>Vehicle Prowling (Theft from Vehicle)</b>	108	73.75	83.06	1/2/02	3253	83.41	55 Northwest, worst are EG & WC; SP & EC also higher than norm
	<i>Theft of Motor Vehicle Parts</i>							
Med	<b>All Other Larceny</b>	94	96.25	90.54	12/31/08	3531	90.54	
High	<b>Motor Vehicle Theft</b>	48	30.25	31.41	12/31/08	1225	31.41	Highest total of the year; appears tied to portion of vehicle prowling
Med-High	<b>Robbery</b>	6	8.25	6.82	12/31/08	266	6.82	
High	<b>Bank</b>	0	0.00	0.00	12/31/08	0	0.00	
Med-High	<b>Carjacking</b>	0	0.00	0.18	12/31/08	7	0.18	
Med-High	<b>Commercial</b>	2	0.25	1.08	12/31/08	42	1.08	Rite Aid Oxycontin robbery; Papa Johns robbery
Med-High	<b>Invasion</b>	0	0.50	0.38	12/31/08	15	0.38	
Med-High	<b>Purse Robbery</b>	0	1.25	0.38	12/31/08	15	0.38	
Med-High	<b>Shoplifting Robbery</b>	0	0.75	0.62	12/31/08	24	0.62	
Med-High	<b>Strongarm</b>	4	5.50	4.18	12/31/08	163	4.18	
Med	<b>Sex Offenses - Forcible</b>	3	3.50	3.54	7/15/09	46	3.54	
Med	<i>Forcible Rape</i>	1	1.25	1.23	7/15/09	16	1.23	
Med	<i>Sexual Assault w/ an Object</i>	0	0.75	0.69	7/15/09	9	0.69	
Med	<i>Forcible Fondling</i>	2	1.50	1.62	7/15/09	21	1.62	
Med	<b>Sex Offenses - Nonforcible</b>	1	1	1.00	7/15/09	13	1.00	
Med	<i>Incest</i>	1	0.25	0.15	7/15/09	2	0.15	
Med	<i>Statutory Rape</i>	0	0.75	0.85	7/15/09	11	0.85	
Low	<b>Stolen Property Offenses (Traf, Rec, etc)</b>	1	2.50	1.72	12/31/08	67	1.72	
Low	<b>Weapon Law Violations</b>							
Med	<b>Disorderly Conduct</b>	3	4.75	6.23	12/31/08	243	6.23	
High	<b>Driving Under the Influence</b>	16	13.25	13.38	6/10/09	214	13.38	


# Spokane Police Department Accountability Information Management

Department Response



SERVICE PRIDE DEDICATION





## AIM Meeting Wednesday, September 23, 2009

Attendance: Major Johnson, Major Stephens, Major Moberly, Captain Braun, Captain Winkey, Lt. Olson, Lt. Scalise, Lt. Drollinger, Lt. Walker, Sgt. Faddis, Sgt. Fertakis, Sgt. Cummings, PIO DeRuwe, Karl Thompson, Ryan Shaw, David Lund, Jason Franklin, and Carly Cortright.

Absent: Chief Kirkpatrick, A/C Nicks, Lt. Arleth, Lt. McGovern, Lt. Mullennix, Lt. Richards, Larry Stevens, and Tom Michaud.

### Crime Trend Debrief

Crime Analysis discussed the weekly crime trends:

- Purse Robberies were statistically above average (2 cases), but were unrelated. Further attention is not necessary at this time.
- Vehicle Prowling was statistically average for entire city, but was unusually high in the Emerson Garfield area (NW Blvd/Alberta to Garland). Citizen tip on possible suspect will be disseminated to patrol through bulletin for follow-up.
- Vehicle Theft was above average as well especially around problem house [REDACTED] N Monroe; Ryan Shaw believes the increase in vehicle prowling in the North Hill area could be related as well.
  - **Crime Analysis and Patrol Lieutenants concur this on-going problem house should be a priority**
- Residential burglaries continue to be a problem in the West Central neighborhood; Lt. Drollinger further reports neighbors in the area are concerned about increases in gang activity, including recent drive-by shooting and graffiti.
  - **West Central neighborhood concern is another priority**


Lt. Walker also advised South Night Patrol is working on two on-going issues:

- Underage dancing at Jimmyz and Club Uno downtown are creating problems with youth congregating in parking lots, drinking and fighting.
- Youth hanging out by the running statues at Spokane Falls Blvd and Post are creating neighborhood discomfort (aggressive panhandling, etc).

### Action Plan – For Wednesday, September 30, 2009

Lt. Drollinger will take point on [REDACTED] N Monroe and the West Central neighborhood problem

- [REDACTED] N Monroe:
  - Increase patrols to determine extent of problem
  - Suggested a camera from SIU may be useful
    - Maj. Stephens and Sgt. Fertakis will look into availability of camera




## AIM Meeting Wednesday, September 23, 2009

- West Central:
  - Neighborhood meeting scheduled for the night of 23<sup>rd</sup> with Crime Analysis and GET
  - After meeting will have a more complete understanding of issue and will develop an appropriate response

Lt. Walker will take point on both downtown issues

- Jimmyz and Club Uno:
  - Will continue working with Ofcr. Hewitt to explore pulling Uno's cabaret license
- Riverfront Park/City Hall:
  - Will continue working with RFP security and Park Maintenance to explore possibility of using sprinklers to persuade group to move on; would coordinate this effort with a special patrol to arrest offenders for malicious mischief if they retaliated by kicking sprinkler heads
  - NROs are also assisting on this project.



## AIM Meeting Wednesday, September 30, 2009


Attendance: A/C Nicks, Major Stephens, Captain Braun, Captain Winkey, Lt. Arleth, Lt. Scalise, Lt. Drollinger, Lt. Walker, Lt. McGovern, Lt. Richards, Sgt. Cummings, Sgt. Reisenauer, Karl Thompson, Ryan Shaw, Larry Stevens, Tom Michaud, David Lund, Jason Franklin, and Carly Cortright.

Absent: Chief Kirkpatrick, Major Johnson, Major Moberly, Lt. Mullennix, Lt. Olson, and PIO DeRuwe.

### Assessment from Prior Week

Lt. Drollinger reported on the West Central and [REDACTED] N. Monroe issues.

- West Central:
  - Neighborhood meeting prior week revealed that although citizens are concerned about the volume/nature of crime in the area, their biggest complaint has been their perception that officers are not responding to their calls due to bias against the racial and socioeconomic make-up of the area; they just want response to their calls
  - Lt. Drollinger provided his work number to citizens to call when they feel they are not getting response and he would follow-up
    - One woman did call about prowler in her backyard; call to 911 was later returned with a statement that since the suspect had left, there would be no police response
  - Follow-up with his patrol teams revealed a perception by officers that they are not receiving all the details needed in CAD to respond appropriately to some calls
  - Determined there is a problem with Broadway Foods and their selling of fortified beer
    - Lt. Arleth reported NRO Douglas had been working with Broadway Foods as well regarding No Loitering signs as well as working with SIU regarding drugs at the duplex across the street from the store.
  - Further follow-up therefore recommended:
    - Work with Dispatch to determine the scope of the issues presented
    - Perform high visibility patrols in the area
    - Continue working with Ofcr. Hewitt to establish a Good Neighbor Agreement with Broadway Foods
- [REDACTED] N Monroe:
  - Sgt. Peterson's team arrested a suspect for a burglary at [REDACTED] N Lincoln who supposedly has ties to this location
  - SIU has also been watching location
  - Possible other related address to this house is [REDACTED] N Wall, which could be related to auto thefts



## AIM Meeting Wednesday, September 30, 2009

- Owner is renting to son and wants him evicted. Supposedly filed a 1<sup>st</sup> Degree Malicious Mischief report regarding damage son has caused
  - Recommendation at this point is see if eviction occurs and if this solves the problem and to have Investigations pursue the 1<sup>st</sup> Degree Malicious Mischief case


Lt. Walker reported on RFP and Club Uno issues.

- Youth congregating by running statues in RFP
  - Has been partially resolved by the change to cooler weather
  - NROs have been writing tickets
  - Continue to work with RFP Security on the issue
  - At this time, will continue working, but additional review at AIM will only be warranted if problem increases
- Club Uno
  - Ofcr. Hewitt did temporarily suspend their cabaret license last week; closed over the last weekend which helped Patrol
  - Had a meeting with them to discuss options:
    - Problems are on Tuesday and Sunday nights, which is the under-age dancing nights; Liquor Control Board recommended they do away with those nights as they just haven't worked for any establishment
    - Offered suggestions on crowd control, in order to keep patrons from rushing the door and spilling into the street
    - Spoke with Diamond Parking to research closing lot or hiring attendant on those nights
  - Recommendation at this time is to see if behavior changes; Ofcr. Hewitt is working on a Good Neighbor Agreement with them

## Crime Trend Debrief

Ryan Shaw reviewed crime stats for week.

- He isolated the increase in garage burglaries in the Shiloh Hills area as the largest problem for the week. Tom Michaud provided more info, identifying the Cedar Springs apartment complex as the main locale. This is because the garages are [REDACTED]. Lt. Scalise provided further info that over a year ago, NRO Coffman met with the owner of not only Cedar Springs, but the other large apartment complexes in Shiloh Hills and provided them information on crime prevention techniques, including target hardening. The owners requested police patrols, but were advised that SPD was not able to provide a dedicated patrol and they would need to hire their own security for on-premise patrols.
  - **Follow-up will be conducted by Crime Analysis for more details on times and M.O. That info will be provided to Lt. Drollinger to develop a response.**



## AIM Meeting Wednesday, September 30, 2009

- Vehicle Theft has dramatically increased over the last two weeks. Looked into any recent releasees from prison, but so far unable to determine any viable suspects. Sgt. Cummings reported the auto theft task is aware of the spike, but does not have anything to go on at this time
  - Lt. Walker reported [REDACTED] is a possible suspect in stealing a car and returning it for reward money at Harden Auto (3324 E Sprague). Believes [REDACTED] could be responsible for increase in auto thefts, particularly Hondas
  - Tom Michaud reports vehicle thefts are probably being stolen to be extensively prowled to locate items to be used in fraud
  - **Crime Analysis will take lead on this trend; conduct further analysis and provide data to patrol and auto theft task force**
- Vehicle Prowling is high in the Northwest area
  - Crime Analysis will continue to monitor; no follow-up needed

### Action Plan – For Wednesday, October 7, 2009

Lt. Drollinger will continue to follow-up on [REDACTED] N Monroe and the West Central neighborhood problem, as well as take point on NE Burglaries


- West Central:
  - Continue patrols
  - Work with Ofcr. Hewitt
  - Lt. Richards will follow-up on where SIU is on the drug buy for the duplex across from Broadway Foods
- [REDACTED] N Monroe
  - Sgt. Cummings will follow-up on 1<sup>st</sup> Degree Malicious Mischief report and see if the case has been assigned
    - If Malicious Mischief report has not been filed, Lt. Drollinger will follow-up with property owner
- Shiloh Hills burglaries
  - Once receives further analysis from Crime Analysis, will develop a response plan

Lt. Walker will provide an update on the Club Uno issue.

- No additional resources are needed at this time

Crime Analysis will follow-up on Vehicle Theft increase:

- Will conduct further analysis and send to patrol and auto theft task force; no further resources needed at this time



**Spokane Police Department**  
**Accountability Information Management**

**Personnel Management**

I.A. Reports  
Unit Staffing and In-Field Time



**SERVICE PRIDE DEDICATION**



# Spokane Police Department Accountability Information Management

I.A. Reports



SERVICE PRIDE DEDICATION



# Internal Affairs

	Current Month	Same Month Previous Year	Year To Date	Previous Year Year to Date
<b>Citizen Complaints</b>	7		24	
<b>Internal Complaints</b>	3		8	
<b>Use of Force Application Total</b>	1		33	
<b>Taser</b>	1		7	
<b>LV Neck Restraint</b>	0		11	
<b>K9 Application with Injury</b>	0		12	
<b>Total On-Duty Collisions</b>	3		12	
<b>Legal Intervention</b>	0		0	
<b>Preventable</b>	2		4	
<b>Non-Preventable</b>	1		2	
<b>Cases Closed</b>	6		33	
<b>Proper Conduct Dispostions</b>	4		30	
<b>Unfounded Complainant</b>	3		11	
<b>Improper Conduct Disposition</b>	0		9	
<b>Termination/Resignation</b>	0		0	
<b>Suspension</b>	0		2	
<b>Letter of Reprimand</b>	0		4	
<b>Counseling</b>	0		2	
<b>Training/Policy Failures</b>	0		2	
<b>Changed to Inquiry</b>	0		2	
<b>Insufficient Evidence</b>	1		3	
<b>Commedations</b>	16		59	

# Spokane Police Department Accountability Information Management

## Unit Staffing and In-Field Time




SERVICE PRIDE DEDICATION



**Spokane Police Department  
Sick Time Usage**

	September 2009			2009 Total		
	Sick Time	Average per Group	Reason for High Usage	Sick Time	Average per Group	Difference from Dept. Average
<b>Lt. Arleth</b>						
TEAM2	57.01	5.2		865.27	78.7	-2.1
TEAM4	90.36	9.0	Multiple Ill People/Days	916.81	91.7	10.9
TEAM6	97.53	9.8	Multiple Ill People/Days	965.83	96.6	15.8
TEAM8	242.31	22.0	Two FMLA	2288.43	208.0	127.2
<b>Lt. Scalise</b>						
TEAM1	147.71	13.4	FMLA	1960.23	178.2	97.4
TEAM3	0	0.0		1026.86	102.7	21.9
TEAM5	37.01	4.1		746.77	83.0	2.2
TEAM7	54.68	6.1		685.22	76.1	-4.7
<b>Lt. Drollinger</b>						
TEAM10	76.69	7.7		750.32	75.0	-5.8
TEAM12	138.04	13.8	Multiple Ill People/Days	888.71	88.9	8.1
TEAM14	42.68	3.9		837.6	76.1	-4.6
TEAM16	190.71	17.3	Multiple Ill People/Days	831.27	75.6	-5.2
Traffic	219.33	12.9	Multiple Ill People/Days	1354.49	79.7	-1.1
<b>Lt. Walker</b>						
K9	18.67	2.3		106.67	13.3	-67.5
TEAM9	256.08	23.3	Surgery	1456.19	132.4	51.6
TEAM11	34.01	3.8		688.26	76.5	-4.3
TEAM13	12.67	1.3		966.36	96.6	15.8
TEAM15	44.67	4.1		1098.4	99.9	19.1
<b>Lt. McGovern</b>						
MAJCR	108.5	7.2		600	40.0	-40.8
SAU	82	6.3		913	70.2	-10.6
<b>Lt. Mullennix</b>						
NIRO/DV	135.25	4.8		2153.5	76.9	-3.9
Property Room	80.75	11.5		597.75	85.4	4.6
<b>Lt. Richards</b>						
CIU	6	1.5		413.5	103.4	22.6
GET	10	1.3		590	73.8	-7.0
SIU/RDTF	270	16.9	FMLA	859.75	53.7	-27.1
<b>Lt. Carl</b>						
Academy	156.5	22.4	FMLA	665.5	95.1	14.3
<b>Lt. Olson</b>						
Community/Vol. Services	27.5	5.5		529.5	105.9	25.1
A.Auto/Patrol Admin/Fleet	36	6.0		286	47.7	-33.1
NRO	243.5	30.4	FMLA	984.33	123.0	42.3
<b>Theresa Giannetto</b>						
RCRD1	17.2	1.4		642.95	53.6	-27.2
RCRD2	149.75	8.3		1309.8	72.8	-8.0
RCRD3	9	1.1		250.4	31.3	-49.5
<b>David Lund, MA</b>						
Planning	33.25	8.3		101.5	25.4	-55.4
Crime Analysis	32.25	6.5		324.95	65.0	-15.8
<b>Marisa Kurtz</b>						
RADIO1	12	1.2		490.5	49.1	-31.7
RADIO2	20	1.8		442.5	40.2	-40.6
<b>Admin</b>						
Admin Services	135.25	12.3		1043.58	94.9	14.1
ADMIN/IA/PIO	66	6.0		360.5	32.8	-48.0
<b>Department Totals</b>	<b>3390.86</b>	<b>8.6</b>		<b>31993.2</b>	<b>80.8</b>	



**Spokane Police Department**  
**Accountability Information Management**

**Budget Oversight**

Overtime Bank  
Department Spending



**SERVICE PRIDE DEDICATION**



**Spokane Police Department**  
**Accountability Information Management**

Overtime Bank



**SERVICE PRIDE DEDICATION**



Spokane Police Department  
Overtime Usage Bank  
September 2009

	Overtime Bank	OT Hours Used	OT Hours Left	% Used	On-Call Bank	On-Call Hours Used	On-Call Hours Left	% Used
<b>Lt. Arleth</b>								
Bomb/EDU	550	294.2	255.8	53%	0			
Breaching								
TEAM2	445	90.7	354.3	20%	0			
TEAM4	445	97.7	347.3	22%	0			
TEAM6	445	97.8	347.2	22%	0			
TEAM8	445	77.8	367.2	17%	0			
<b>Lt. Scalise</b>								
SWAT	1800	606.0	1194.0	34%	0			
TEAM1	445	105.0	340.0	24%	0			
TEAM3	445	58.2	386.8	13%	0			
TEAM5	445	56.7	388.3	13%	0			
TEAM7	445	111.6	333.4	25%	0			
NRO	80	12.3	67.7	15%				
<b>Lt. Drollinger</b>								
TEAM10	445	212.0	233.0	48%	0			
TEAM12	445	159.9	285.1	36%	0			
TEAM14	445	135.5	309.5	30%	0			
TEAM16	445	146.6	298.4	33%	0			
Traffic	400	307.7	92.3	77%	325	340	-15	105%
<b>Lt. Walker</b>								
K9	100	97.2	2.8	97%	0			
TEAM9	445	186.4	258.6	42%	0			
TEAM11	445	78.5	366.5	18%	0			
TEAM13	445	209.7	235.3	47%	0			
TEAM15	445	113.6	331.4	26%	0			
<b>Lt. McGovern</b>								
MAJCR	1350	800.6	549.4	59%	550	586	-36	107%
SAU	175	92.8	82.2	53%	400	450	-50	112%
TAC	250	126.3	123.8	51%	0			
<b>Lt. Mullennix</b>								
NIRO/DV/Admin	275	110.5	164.5	40%				
Property Room	40	23.0	17.0	58%	0			
<b>Lt. Richards</b>								
CIU	100	39.5	60.5	40%	0			
Dignitary	280	52.6	227.4	19%	0			
Gang	1255	40.0	1215.0	3%	0			
Honor Guard	140	31.5	108.5	23%	0			
SIU	800	75.5	724.5	9%	0			
<b>Lt. Carl</b>								
Academy	450	209.4	240.6	47%	0			
Hostage	280	60.4	219.6	22%	0			
<b>Lt. Meidl</b>								
CIT	120	4.0	116	0	0			

Spokane Police Department  
Overtime Usage Bank  
September 2009

	Overtime Bank	OT Hours Used	OT Hours Left	% Used	On-Call Bank	On-Call Hours Used	On-Call Hours Left	% Used
<b>Lt. Olson</b>								
<b>Community Services</b>	60	59.5	0.5	99%	0			
<b>Special Events</b>	2900	3533.1	-633.1	122%	0			
	<i>Special Events requested extra hours as they projected they would go over their bank for the year. The request was granted; for bookkeeping purposes, their bank will show a negative amount once they exceed their allocated amount. At year's end, the total overage will be deducted from the Emergency Bank.</i>							
<b>Volunteer Services</b>	40	36.3	3.8	91%	0			
<b>Abandoned Auto</b>	0		0.0		0			
<b>Patrol Administration</b>	10		10.0	0%	0			
<b>Fleet</b>	40	29.4	10.6	74%	0			
<b>Theresa Giannetto</b>								
<b>RCRD1</b>	400	160.5	239.5	40%	0			
<b>RCRD2</b>	400	108.2	291.8	27%	0			
<b>RCRD3</b>	400	74.8	325.3	19%	0			
<b>David Lund, MA</b>								
<b>Crime Analysis</b>	0		0.0	0%	0			
<b>Marisa Kurtz</b>								
<b>RADIO1</b>	1400	1138.0	262.0	81%	1600	1056	544	66%
<b>RADIO2</b>	1400	942.0	458.0	67%	1600	985	615	62%
<b>Admin</b>								
<b>ADMIN</b>	285	192.5	92.6	68%	0			
<b>PIO</b>	150	42.2	107.8	28%	0			
<b>Downtown Bike</b>	960	832.7	127.3	87%	0			
<b>Grants (All)</b>	0	2023.1						
<b>Reimbursed (w/o S.E.)</b>	0	1532.6						
<b>LEIS</b>	0				0			

Emergency Bank	Bank	Used	Remaining
<b>Bank Usage</b>	9600		9600

*On-Call used to be rolled into the overtime budget line; effective mid-2009, it is now its own budget line. As such, Traffic, MCU, and SAU are all being allowed to rollover their bank hours since they have enough budgeted in this new budget line.*

# Spokane Police Department Accountability Information Management

## Department Spending



SERVICE PRIDE DEDICATION



**Estimated SPD 2009 Ending Balance  
as of September 30, 2009**

	<b>Budget</b>	<b>YTD Expenditures</b>	<b>Encumbrances</b>	<b>Estimate to Year End</b>	<b>Ending Balance</b>	<b>Percent Used</b>
Salaries/Wages	\$ 28,265,068.00	\$ 19,549,294.55		\$ 7,600,000.00	\$ 1,115,773.45	69%
Non Commission OT	\$ 243,200.00	\$ 190,833.61		\$ 75,000.00	\$ (22,633.61)	78%
Commission OT	\$ 1,187,952.00	\$ 964,590.04		\$ 375,000.00	\$ (151,638.04)	81%
Deferred Comp	\$ 1,188,178.00	\$ 942,780.47		\$ 375,000.00	\$ (129,602.47)	79%
Misc Add-to-pays	\$ 1,372,260.00	\$ 761,208.48		\$ 765,000.00	\$ (153,948.48)	55%
Termination Payouts	\$ -	\$ 128,537.52		\$ 50,000.00	\$ (178,537.52)	#DIV/0!
Benefits (med/dent/life)	\$ 7,816,241.00	\$ 5,422,312.12		\$ 1,925,000.00	\$ 468,928.88	69%
M&O (supplies/services)	\$ 2,672,567.00	\$ 1,428,957.15	\$ 698,661.47	\$ 500,000.00	\$ 44,948.38	98%
IG Services	\$ 1,820,086.00	\$ 391,724.87	\$ 178,359.00	\$ 1,250,000.00	\$ 2.13	100%
Capital	\$ 592,674.00	\$ 588,884.83	\$ 842.50		\$ 2,946.67	100%
IF Services	\$ 5,404,709.00	\$ 3,199,663.57	\$ 72,000.00	\$ 2,338,000.00	\$ (204,954.57)	104%
Operating Transfers Out	\$ 1,076,624.00	\$ 671,336.88		\$ 405,287.00	\$ 0.12	62%
<b>Contra Account</b>	<b>\$ (1,000,000.00)</b>				<b>\$ (1,000,000.00)</b>	
<b>Ending Balance</b>	<b>\$ 50,639,559.00</b>	<b>\$ 34,240,124.09</b>	<b>\$ 949,862.97</b>	<b>\$ 15,658,287.00</b>	<b>\$ (208,715.06)</b>	<b>100%</b>

\*\* Assumes using full vehicle replacement budget; vehicle repair/maintenance expenses will exceed budget by ~\$300,000; fuel expenses will be under budget by ~\$100,000.

**Spokane Police Department  
Expenditure Trend Rpt YTD Actuals**

ACCT NO.	DESCRIPTION	Budget	Enc 2009	YTD	Balance	% of 2009 w/o enc	% of 2009 w/ enc
September = 75% of the year							
<b>LAW ENFORCEMENT ADMINISTRATION</b>							
0680 21100 53000	SUPPLIES	\$ 80,141.00	\$ (1,373.14)	\$ 15,286.83	\$ 66,227.31	19.1%	19.4%
0680 21100 54000	OTHER SERVICES & CHARGES	\$ 195,555.00	\$ 54,692.08	\$ 103,217.47	\$ 37,645.45	52.8%	41.2%
<b>INVESTIGATIONS/NIRO</b>							
0680 21211 53000	SUPPLIES	\$ 7,550.00	\$ 167.82	\$ 5,071.78	\$ 2,310.40	67.2%	65.7%
0680 21211 54000	OTHER SERVICES & CHARGES	\$ 14,712.00	\$ 25.90	\$ 6,388.12	\$ 8,297.98	43.4%	43.3%
<b>MAJOR CRIMES</b>							
0680 21212 53000	SUPPLIES	\$ 7,647.00	\$ 93.69	\$ 9,816.01	\$ (2,262.70)	128.4%	126.8%
0680 21212 54000	OTHER SERVICES & CHARGES	\$ 30,870.00	\$ 1,575.54	\$ 27,953.60	\$ 1,340.86	90.6%	86.2%
<b>CIU</b>							
0680 21213 53000	SUPPLIES	\$ 4,800.00	\$ -	\$ 1,663.09	\$ 3,136.91	34.6%	34.6%
0680 21213 54000	OTHER SERVICES & CHARGES	\$ 10,272.00	\$ -	\$ 7,458.29	\$ 2,813.71	72.6%	72.6%
<b>CRIME ANALYSIS</b>							
0680 21215 53000	SUPPLIES	\$ 7,942.00	\$ (0.01)	\$ 2,456.12	\$ 5,485.89	30.9%	30.9%
0680 21215 54000	OTHER SERVICES & CHARGES	\$ 2,235.00	\$ -	\$ 1,699.01	\$ 535.99	76.0%	76.0%
<b>PATROL</b>							
0680 21221 53000	SUPPLIES	\$ 39,698.00	\$ 169.77	\$ 29,597.19	\$ 9,931.04	74.6%	74.2%
0680 21221 54000	OTHER SERVICES & CHARGES	\$ 46,366.00	\$ 7,524.92	\$ 27,988.85	\$ 10,852.23	60.4%	51.9%
<b>K-9</b>							
0680 21222 53000	SUPPLIES	\$ 6,541.00	\$ 1,139.18	\$ 5,681.23	\$ (279.41)	86.9%	74.0%
0680 21222 54000	OTHER SERVICES & CHARGES	\$ 10,350.00	\$ -	\$ 9,215.59	\$ 1,134.41	89.0%	89.0%
<b>C.O.P.S.</b>							
0680 21223 53000	SUPPLIES	\$ 400.00	\$ -	\$ 225.13	\$ 174.87	56.3%	56.3%
0680 21223 54000	OTHER SERVICES & CHARGES	\$ 361,278.00	\$ 76,708.26	\$ 218,150.95	\$ 66,418.79	60.4%	49.8%
<b>STEP</b>							
0680 21224 53000	SUPPLIES	\$ 45,666.00	\$ 25.44	\$ 8,606.50	\$ 37,034.06	18.8%	18.8%
0680 21224 54000	OTHER SERVICES & CHARGES	\$ 18,243.00	\$ (51.86)	\$ 10,405.81	\$ 7,889.05	57.0%	57.2%
<b>EXTRA DUTY EMPLOYMENT</b>							
0680 21225 54000	OTHER SERVICES & CHARGES	\$ 37,917.00	\$ 11,666.64	\$ 23,352.11	\$ 2,898.25	61.6%	47.1%

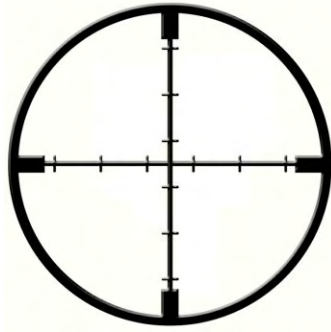
**Spokane Police Department  
Expenditure Trend Rpt YTD Actuals**

ACCT NO.	DESCRIPTION	Budget	Enc 2009	YTD	Balance	% of 2009 w/o enc	% of 2009 w/ enc
September = 75% of the year							
<b>SIU</b>							
0680 21231 53000	SUPPLIES	\$ 9,750.00	\$ 36.15	\$ 6,290.56	\$ 3,423.29	64.5%	64.3%
0680 21231 54000	OTHER SERVICES & CHARGES	\$ 19,955.00	\$ 3,305.07	\$ 8,606.63	\$ 8,043.30	43.1%	37.0%
<b>CRITICAL INCIDENT MANAGEMENT</b>							
0680 21232 53000	SUPPLIES		\$ -	\$ -	\$ -	#DIV/0!	#DIV/0!
0680 21232 54000	OTHER SERVICES & CHARGES		\$ 42.57	\$ -	\$ (42.57)	#DIV/0!	0.0%
<b>TAC TEAM</b>							
0680 21233 53000	SUPPLIES	\$ 18,684.00	\$ 1,921.74	\$ 9,305.61	\$ 7,456.65	49.8%	45.2%
0680 21233 54000	OTHER SERVICES & CHARGES	\$ 2,321.00	\$ -	\$ 2,590.45	\$ (269.45)	111.6%	111.6%
<b>INNOVATIVE STRATEGIES</b>							
0680 21234 53000	SUPPLIES	\$ -			\$ -	#DIV/0!	#DIV/0!
0680 21234 54000	OTHER SERVICES & CHARGES	\$ -			\$ -	#DIV/0!	#DIV/0!
<b>EXPLOSIVE DISPOSAL UNIT</b>							
0680 21235 53000	SUPPLIES	\$ 18,842.00	\$ 100.97	\$ 8,645.21	\$ 10,095.82	45.9%	45.6%
0680 21235 54000	OTHER SERVICES & CHARGES	\$ 15,329.00	\$ -	\$ 12,959.84	\$ 2,369.16	84.5%	84.5%
<b>GANG ENFORCEMENT TEAM</b>							
0680 21236 53000	SUPPLIES	\$ 7,451.00	\$ -	\$ 2,886.08	\$ 4,564.92	38.7%	38.7%
0680 21236 54000	OTHER SERVICES & CHARGES	\$ 51,097.00	\$ 2,056.82	\$ 38,143.47	\$ 10,896.71	74.6%	71.8%
<b>SWAT</b>							
0680 21237 53000	SUPPLIES	\$ 17,199.00	\$ 8,026.40	\$ 10,570.20	\$ (1,397.60)	61.5%	41.9%
0680 21237 54000	OTHER SERVICES & CHARGES	\$ 17,832.00	\$ -	\$ 3,811.42	\$ 14,020.58	21.4%	21.4%
<b>HOSTAGE</b>							
0680 21238 53000	SUPPLIES	\$ 3,200.00		\$ 707.81	\$ 2,492.19	22.1%	22.1%
0680 21238 54000	OTHER SERVICES & CHARGES	\$ 5,300.00	\$ -	\$ 1,235.64	\$ 4,064.36	23.3%	23.3%
<b>AT RISK YOUTH</b>							
0680 21310 54000	OTHER SERVICES & CHARGES			\$ -	\$ -	#DIV/0!	#DIV/0!
<b>DOMESTIC VIOLENCE</b>							
0680 21320 53000	SUPPLIES	\$ 6,373.00	\$ 120.00	\$ 3,883.80	\$ 2,369.20	60.9%	59.8%
0680 21320 54000	OTHER SERVICES & CHARGES	\$ 90,980.00	\$ 16,439.55	\$ 73,329.03	\$ 1,211.42	80.6%	68.3%

**Spokane Police Department  
Expenditure Trend Rpt YTD Actuals**

ACCT NO.	DESCRIPTION	Budget	Enc 2009	YTD	Balance	% of 2009 w/o enc	% of 2009 w/ enc
September = 75% of the year							
<b>VOLUNTEER SERVICES</b>							
0680 21330 53000	SUPPLIES	\$ 8,850.00	\$ 21.95	\$ 1,184.73	\$ 7,643.32	13.4%	13.4%
0680 21330 54000	OTHER SERVICES & CHARGES	\$ 45,609.00	\$ 2,221.45	\$ 24,831.92	\$ 18,555.63	54.4%	51.9%
<b>COMMUNITY RELATIONS</b>							
0680 21340 54000	OTHER SERVICES & CHARGES			\$ 67.93	\$ (67.93)	#DIV/0!	#DIV/0!
<b>PLANNING UNIT</b>							
0680 21360 53000	SUPPLIES	\$ 4,050.00	\$ 0.01	\$ 1,525.46	\$ 2,524.53	37.7%	37.7%
0680 21360 54000	OTHER SERVICES & CHARGES	\$ 6,047.00	\$ -	\$ 2,246.21	\$ 3,800.79	37.1%	37.1%
<b>TRAINING</b>							
0680 21400 53000	SUPPLIES	\$ 196,014.00	\$ 122,290.39	\$ 46,755.74	\$ 26,967.87	23.9%	14.7%
0680 21400 54000	OTHER SERVICES & CHARGES	\$ 169,383.00	\$ 9,788.76	\$ 69,700.39	\$ 89,893.85	41.1%	38.9%
<b>PROPERTY ROOM</b>							
0680 21910 53000	SUPPLIES	\$ 9,495.00		\$ 6,480.50	\$ 3,014.50	68.3%	68.3%
0680 21910 54000	OTHER SERVICES & CHARGES	\$ 6,235.00	\$ 346.05	\$ 4,444.70	\$ 1,444.25	71.3%	67.5%
<b>PROTECTION SERVICES</b>							
0680 21920 53000	SUPPLIES	\$ 326,982.00	\$ 138,692.06	\$ 169,104.87	\$ 19,185.07	51.7%	36.3%
0680 21920 54000	OTHER SERVICES & CHARGES	\$ 509,638.00	\$ 119,864.19	\$ 332,792.11	\$ 56,981.70	65.3%	52.9%
<b>POLICE RECORDS</b>							
0680 21930 53000	SUPPLIES	\$ 27,947.00	\$ 145.52	\$ 13,485.51	\$ 14,315.97	48.3%	48.0%
0680 21930 54000	OTHER SERVICES & CHARGES	\$ 98,137.00	\$ 60,202.50	\$ 24,194.70	\$ 13,739.80	24.7%	15.3%
<b>COMMUNICATIONS ADMINISTRATION</b>							
0680 28100 53000	SUPPLIES	\$ 21,944.00	\$ -	\$ 17,987.19	\$ 3,956.81	82.0%	82.0%
0680 28100 54000	OTHER SERVICES & CHARGES	\$ 29,740.00	\$ 6,714.25	\$ 16,955.76	\$ 6,069.99	57.0%	46.5%
0680 28100 54000	OTHER SERVICES & CHARGES						
		\$ 2,672,567.00	\$ 644,700.63	\$ 1,428,957.15	\$ 598,909.22	53.5%	43.1%

--- END OF DATA (10/7/2009) ---



**AIM**

**Spokane Police Department**  
**Accountability Information Management**

**E.L.I. Team Reports**



**SERVICE PRIDE DEDICATION**



**No E.L.I. Reports Available This Month**