



SPOKANE POLICE DEPARTMENT

Accountability Information Management

MONTHLY REPORT

December 2010

SERVICE • PRIDE • DEDICATION



SPOKANE POLICE DEPARTMENT
Accountability Information Management

Table of Contents:

- **Monthly Performance Metrics & Analysis**
 - Department Business Practices & Statistical Analysis
 - Department 2010 Vision: Analysis

- **Crime and Neighborhood Issues**
 - Weekly Crime Trends
 - Department Response

- **Personnel Management**
 - I.A. Reports
 - Unit Staffing and In-Field Time

- **Budget Oversight**
 - Overtime Bank
 - Department Spending

- **E.L.I. Team Reports**

- **Appendix A**
 - Unit Metrics

SERVICE • PRIDE • DEDICATION



SPOKANE POLICE DEPARTMENT
Accountability Information Management

Monthly Performance Metrics & Analysis

Department Business Practices & Statistical Analysis
Department 2010 Vision: Analysis

SERVICE • PRIDE • DEDICATION



SPOKANE POLICE DEPARTMENT
Accountability Information Management

Monthly Performance Metrics & Analysis

Department Business Practices & Statistical Analysis

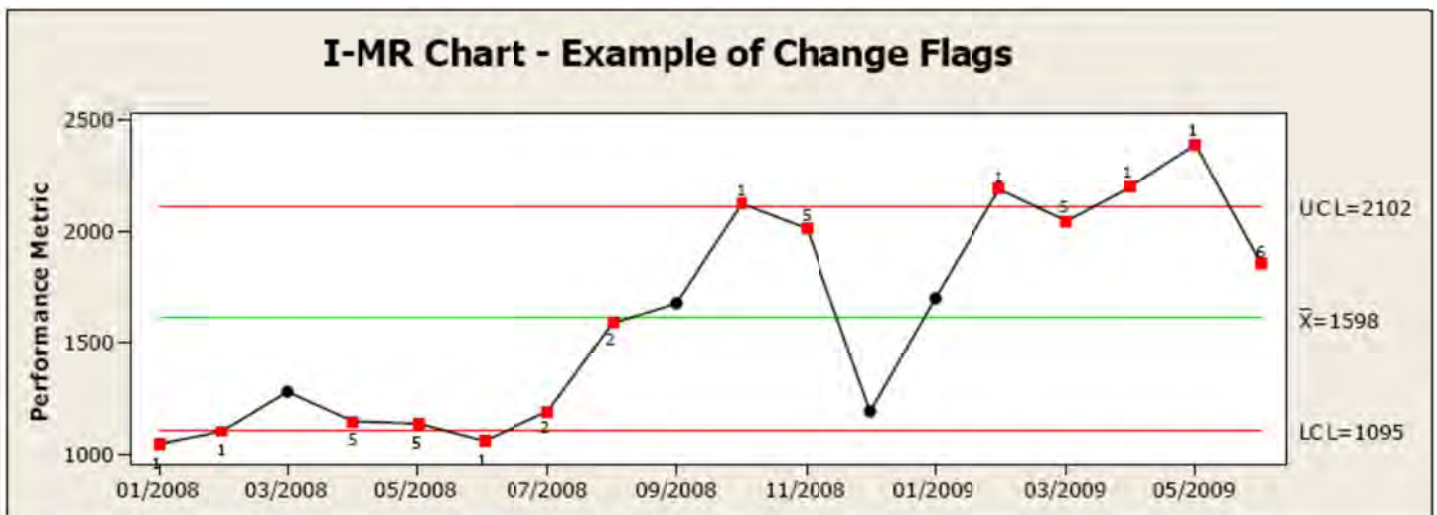
SERVICE • PRIDE • DEDICATION

AIM Statistical Analysis for December 2010

Every month, the performance metrics for the various units of SPD will be analyzed to determine if there has been any statistical change in performance. This analysis will be conducted using software¹; if a unit's metrics show no change, it will simply be noted there was no change. However, if a change was noted, the graph will be attached along with a brief description of the metric in question. If a reason for the change is known, it will be noted. If the reason for change is unknown, further follow-up will be needed; results of that follow-up will be published the following month.

Analysis Interpretation

The statistical software uses graphs to indicate when a statistical change has occurred. It flags that change with a red box and a corresponding number. Please use the following graph as reference for a translation of the various numbers and what they mean.



The green line indicates the average over the time frame displayed for the data set being measured. The two red lines represent three standard deviations both below and above the average. It is normal to have fluctuation over time; in general, a single data point within three standard deviations would be considered normal change (unless otherwise indicated).

Please reference the following for an explanation of what the different numbered flags represent:

1. One data point over three standard deviations from the average;
2. Seven data points in a row on one side of average (over or under);
3. Six data points in a row, either increasing or decreasing;
4. Fourteen data points, alternating up and down;
5. Two out of three data points in a row are above/below two standard deviations from average;
6. Four out of five data points in a row are above/below one standard deviation from average;
7. Fifteen data points in a row within one standard deviation from average;
8. Eight data points in a row above/below one standard deviation from average.

¹ Minitab

AIM Statistical Analysis for December 2010

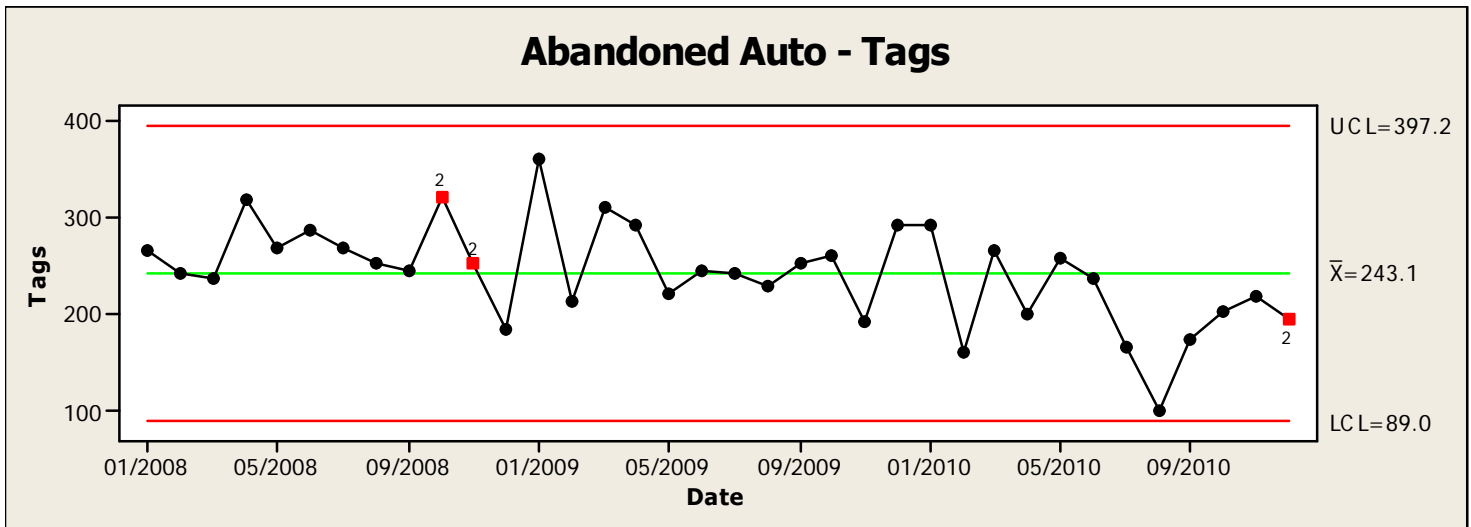
Operations Bureau

The following units reported no change in performance metrics for the current month and required no follow-up from prior month:

- **Community & Volunteer Services**
- **Dignitary Protection**
- **Downtown Bike Patrol** (suspended until spring)
- **Downtown Neighborhood Resource Officer**
- **Explosive Disposal Unit**
- **Fleet**
- **Hostage Negotiation Team**
- **Neighborhood Resource Officer**
- **SWAT**
- **TAC**
- **Traffic**

Abandoned Auto

The *Tags* performance metric for this unit indicates the June through December 2010 data is all below average. This is primarily due to an extended absence in this two-person unit for the August to October timeframe. We will continue to monitor this metric, but for now, no further explanation is necessary.

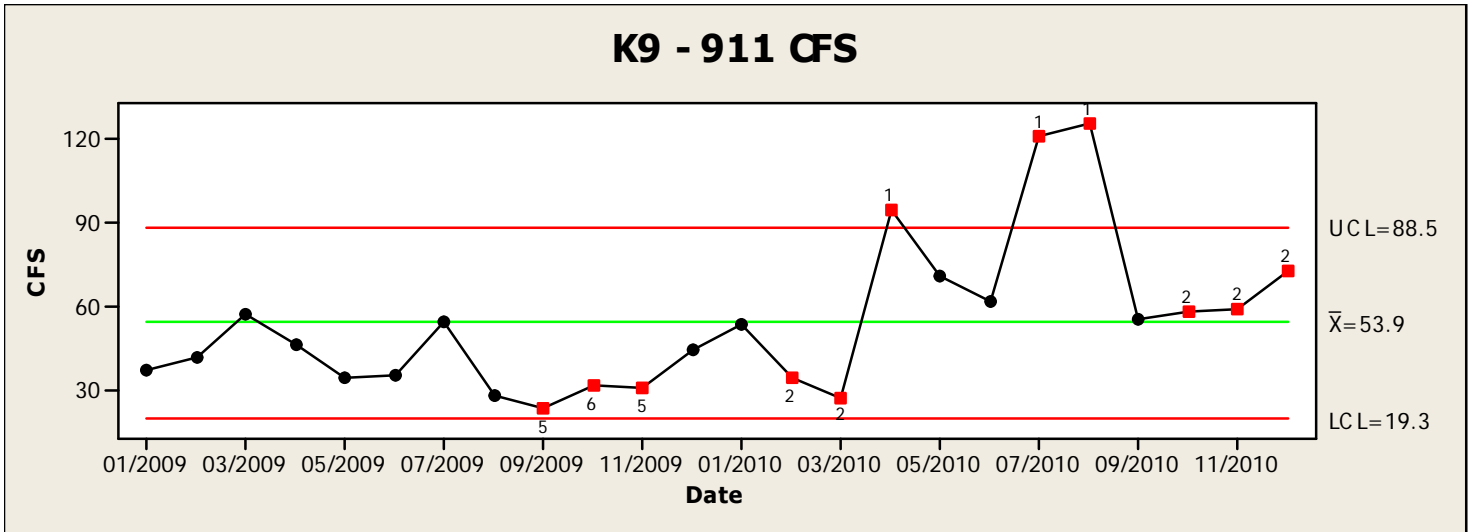


No follow-up from prior month.

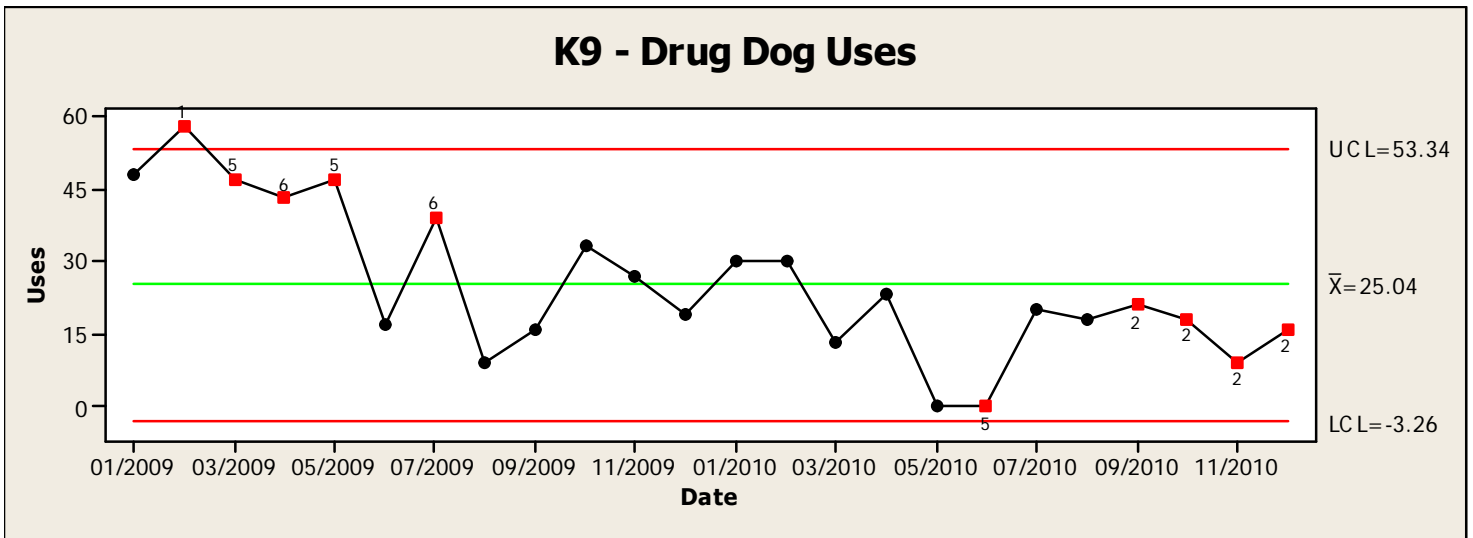
AIM Statistical Analysis for December 2010

K9

Two performance metrics for this unit continue to demonstrate above and below average trends. The first is *911 CFS*, which has been above average since April 2010, with three of those months more than three standard deviations above average. This is due to K9 units being pressed into service to assist Patrol. During the summer months this was due to injuries in Patrol. Now that staffing has stabilized, explanation is needed regarding this continued trend.



The other metric with a trend change is *Drug Dog Uses*, which has been below average since March 2010. This continued trend of below average performance is due to court rulings that have prohibited search incident to arrest. This has decreased the need/opportunity to use the drug dogs. No further explanation is necessary.

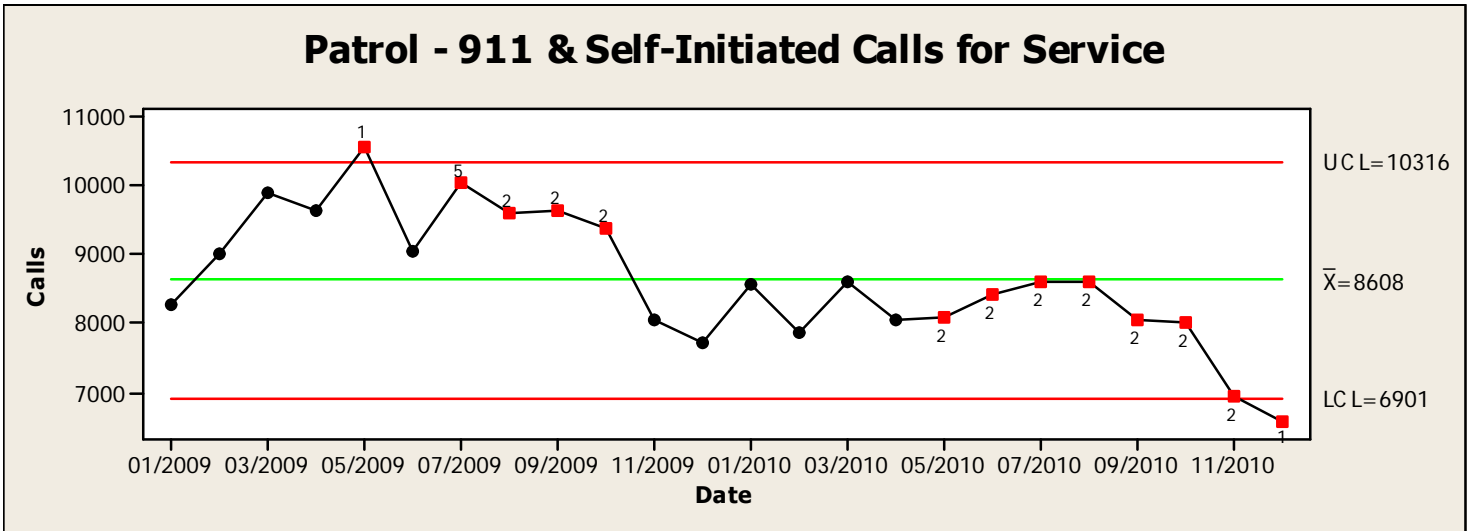


No follow-up from prior month; follow-up is needed on 911 CFS.

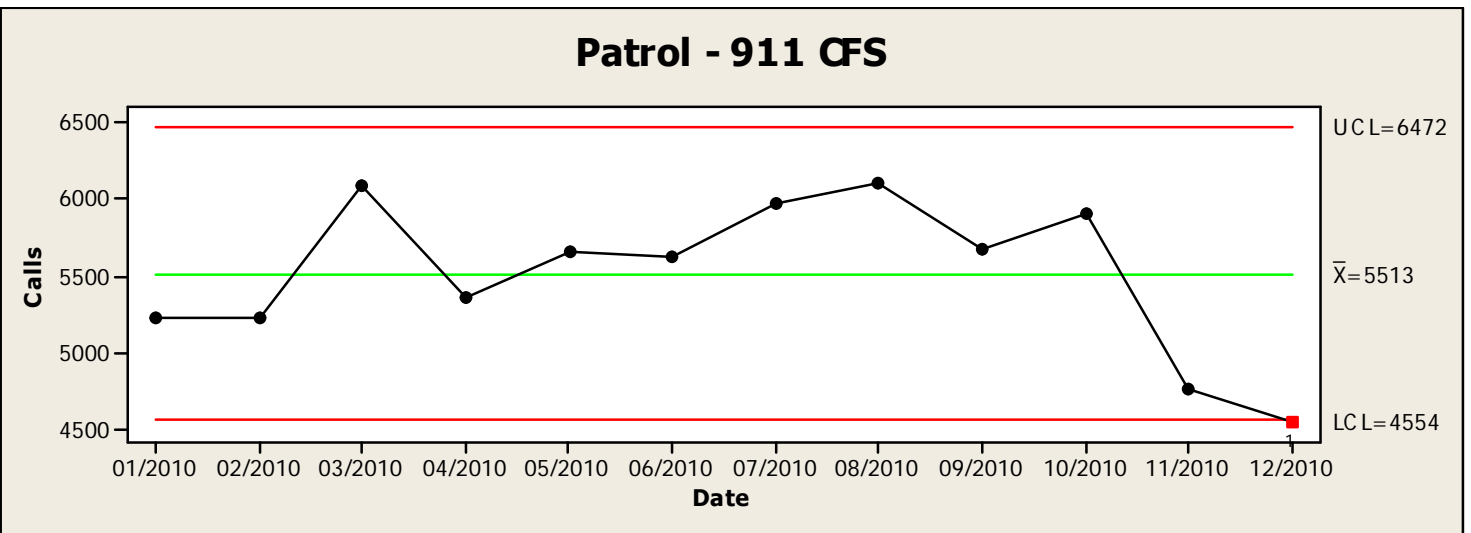
AIM Statistical Analysis for December 2010

Patrol

The *911 & Self-Initiated Calls* metric for Patrol shows a below average trend in 2010, with December 2010 being more than three standard deviations below average. In last month's AIM report, the *911 CFS* metric was also three standard deviations below average. Since this appears to be a continued trend, further analysis is necessary. Since 2010 has been below average compared to 2009, both *911 CFS* and *Self-Initiated Calls* were analyzed separately for 2010 only. Please see below for the analysis.

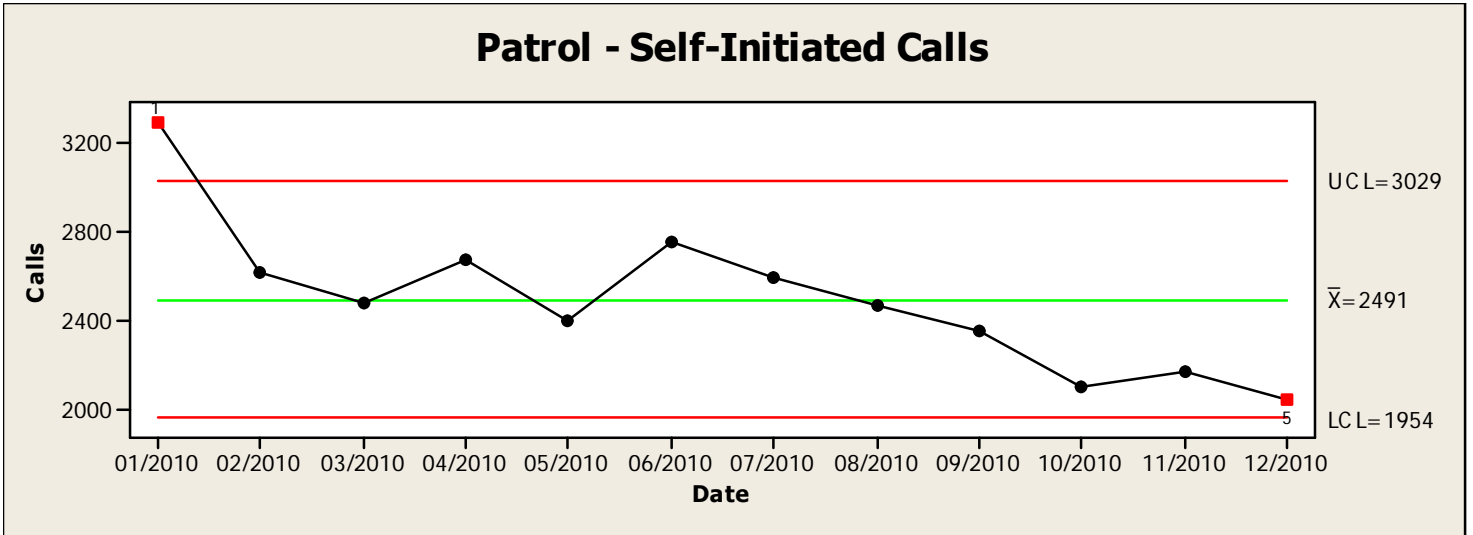


For *911 CFS*, the 2010 data analysis shows the December data is three standard deviations below average. Though the November data does not show a flag, it is more than two standard deviations below average. The can be explained by the fact that 911 calls typically decrease in the fall and winter; though this decrease did not show any flags last year, this drop in response to 911 calls is confirmed with a corresponding drop in 911 calls received, which mirrors 2009. It is possible that in 2009, response did not match the decrease in calls received (Patrol responded to a greater number in 2009). Though we will monitor, further explanation is not necessary.



AIM Statistical Analysis for December 2010

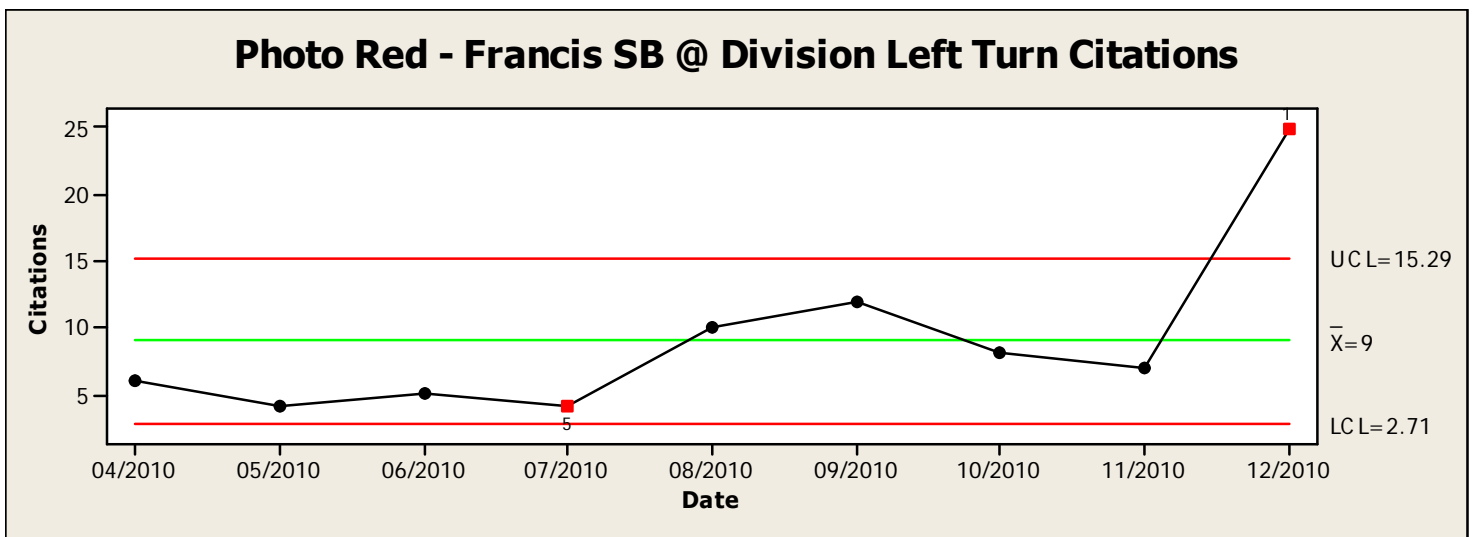
The *Self-Initiated Calls* analysis for 2010 shows a steady decrease beginning in July. Patrol had numerous injuries and extended absence due to illness this summer, creating a high burden for other officers to respond to 911 calls and decreasing their availability for self-initiated work. However, the December flag indicates the October and December data is at least two standard deviations below average. Since staffing returned to normal about this time combined with the apparent decrease in response to 911 CFS (thereby increasing availability for self-initiated work) over the prior two months, further explanation is necessary.



No follow-up from prior month; follow-up is needed on *Self-Initiated Calls*.

Photo Red/Intersection Safety Program

The performance metric for the *SB Francis at Division Left Turn Citations* shows the December 2010 data is more than three standard deviations above average. This was an anticipated change as dedicated right hand turn signals were added to this intersection by the Street department in November 2010. This has impacted the number of drivers running red lights. No further explanation is necessary.



AIM Statistical Analysis for December 2010

No follow-up from prior month.

Operations Support Bureau

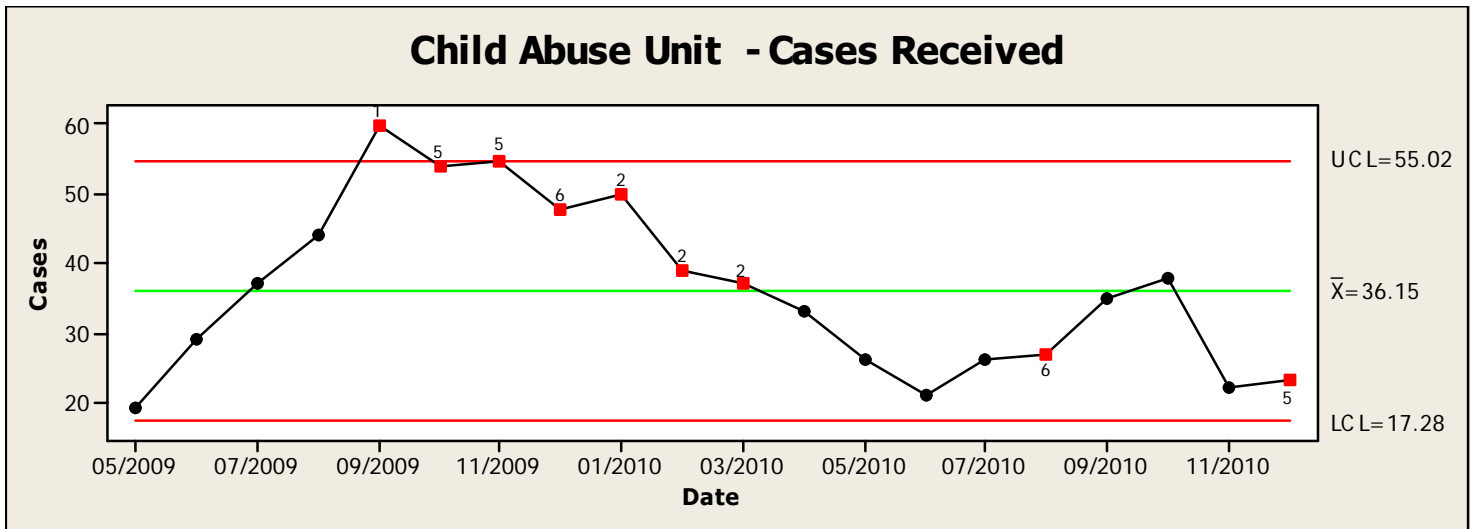
Operations Support Division

The following units reported no change in performance metrics for the current month and required no follow-up from prior month:

- Major Crimes
- Property Crimes and DV
- Property Room
- Sexual Assault Unit
- Sexual Exploitation Unit
- Targeted Crimes and Fraud

Child Abuse Unit

The *Cases Received* performance metric analysis shows that the November and December 2010 data is more than two standard deviations below average. Besides a slight increase in September of this year, which can be explained by the start of school year and more children in contact with mandatory reporters, these last two months represent a continual decreasing trend since fall of 2009. Further explanation is necessary.

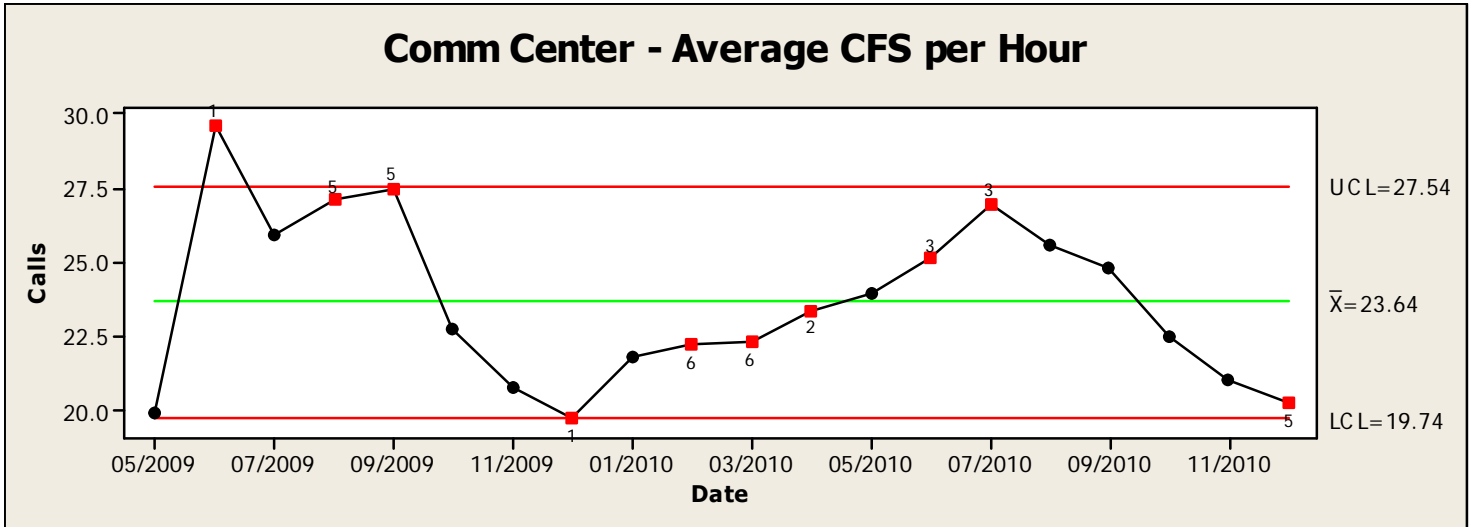


No follow-up from prior month; follow-up is needed on *Cases Received*.

AIM Statistical Analysis for December 2010

Communications Center

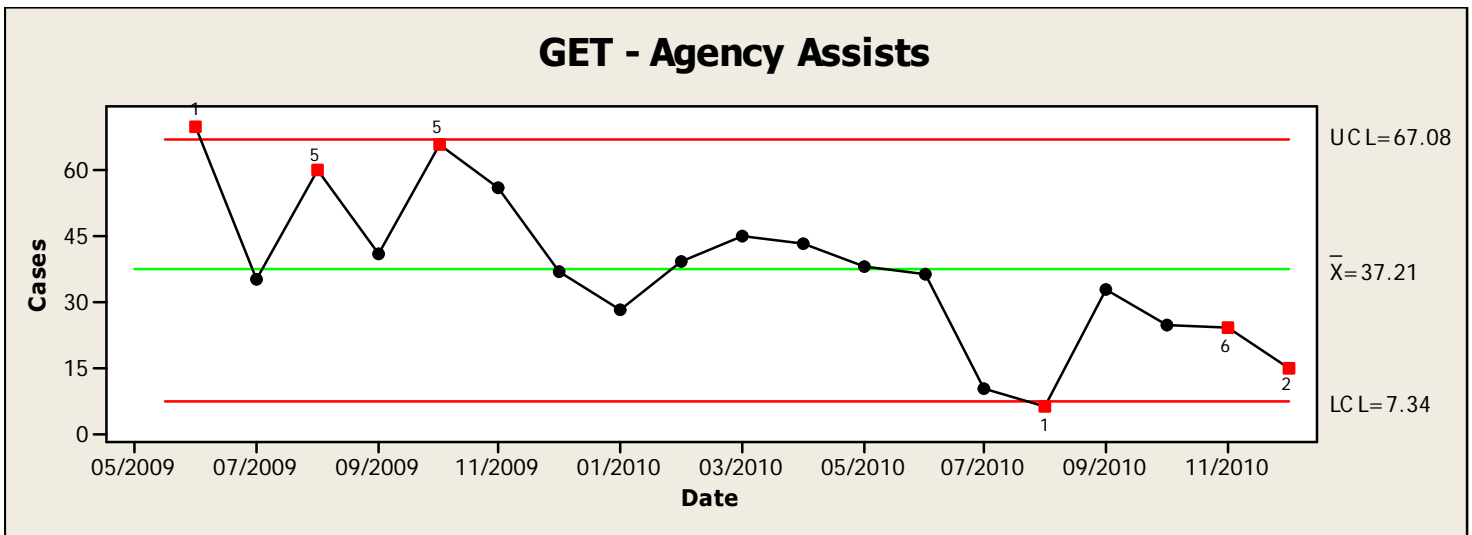
The *Average CFS per Hour* performance metric analysis indicates the November and December 2010 data are two standard deviations below average. This corresponds to the Patrol analysis and the drop in both 911 calls and self-initiated calls. No further explanation is necessary.



No follow-up from prior month.

Gang Enforcement Team

Analysis of the *Agency Assists* performance metric indicates the July through December 2010 is all below average. This is most likely due to losing two officers in this unit in July after a grant ended, decreasing the availability of the unit to assist other agencies. However, confirmation is needed.

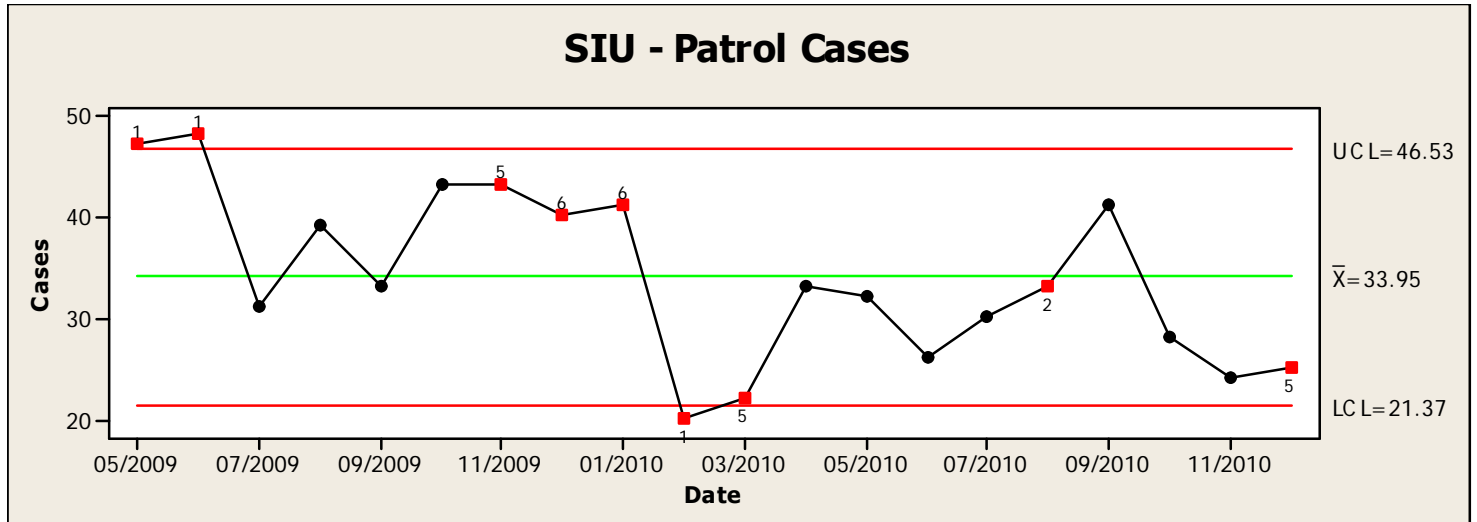


No follow-up from prior month; follow-up is needed on Agency Assists.

AIM Statistical Analysis for December 2010

Special Investigations Unit

The *Patrol Cases* performance metric analysis indicates the November and December 2010 are two standard deviations below average. Fewer cases have been referred to SIU from Patrol in 2010 due to changes in law allowing searches incident to arrest. Though there was a slight increase in these referrals over the summer months, they have dropped to the spring levels. We will continue to monitor, but at this time, further explanation is not needed.



No follow-up from prior month.

Administration Division

The following units reported no change in performance metrics for the current month and required no follow-up from prior month:

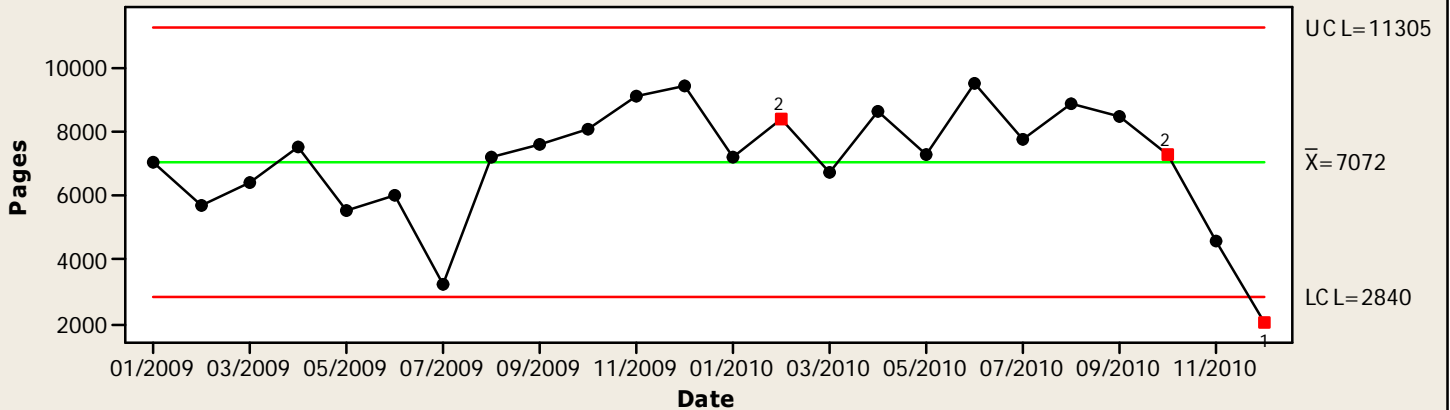
- **False Alarm**
- **Skill Center**
- **Training**

Records

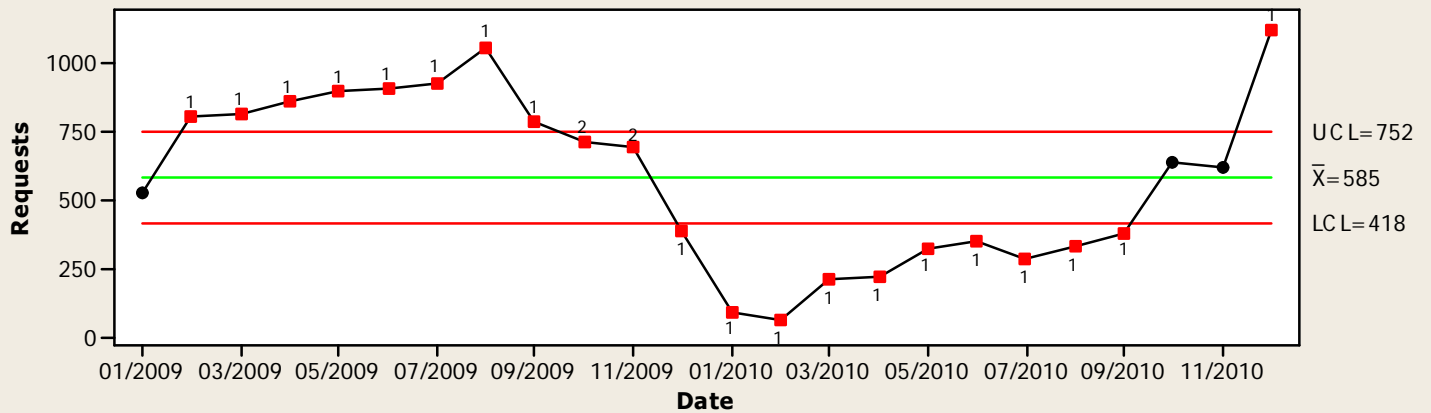
Two performance metrics for this unit show statistical anomalies for December (please see graphs on the following page). These two metrics are related and will be addressed together. The first is *Public Disclosure Requests Filled*, which was more than three standard deviations below average for December. The second was *Public Disclosure Backlog*, which was more than three standard deviations above average. The Records unit has suffered staffing shortages due to extended absence caused by illness/injury as well as the inability to hire due to the citywide hiring freeze. This has affected the ability to fill public disclosure requests, causing the backlog to increase. No further explanation is necessary.

AIM Statistical Analysis for December 2010

Records - Public Disclosure Requests Filled (pgs)



Records - Public Disclosure Backlog



No follow-up from prior month.

Chief's Office

The following units reported no change in performance metrics for the current month and required no follow-up from prior month:

- **Public Information Office**

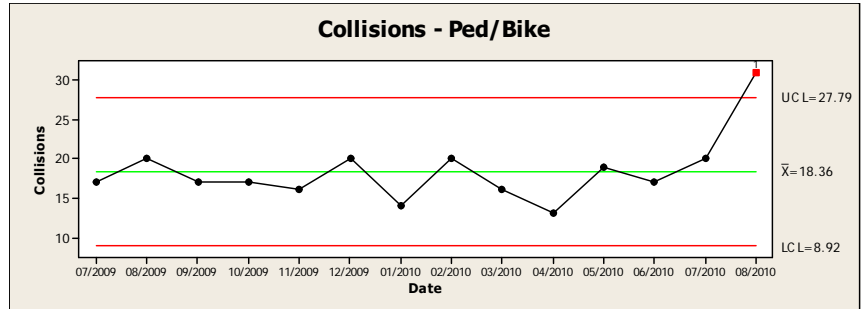
Collisions

The October-December data was not available for analysis (data entry for Collisions is currently running over two months behind); analysis will be conducted once data is submitted.

AIM Statistical Analysis for December 2010

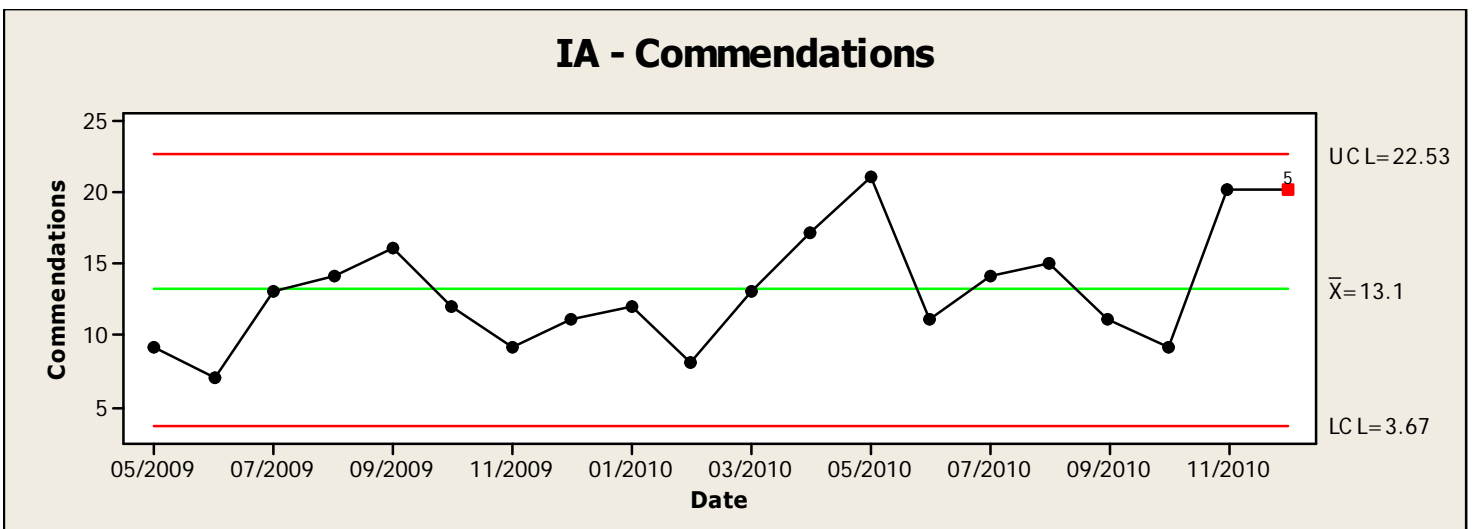
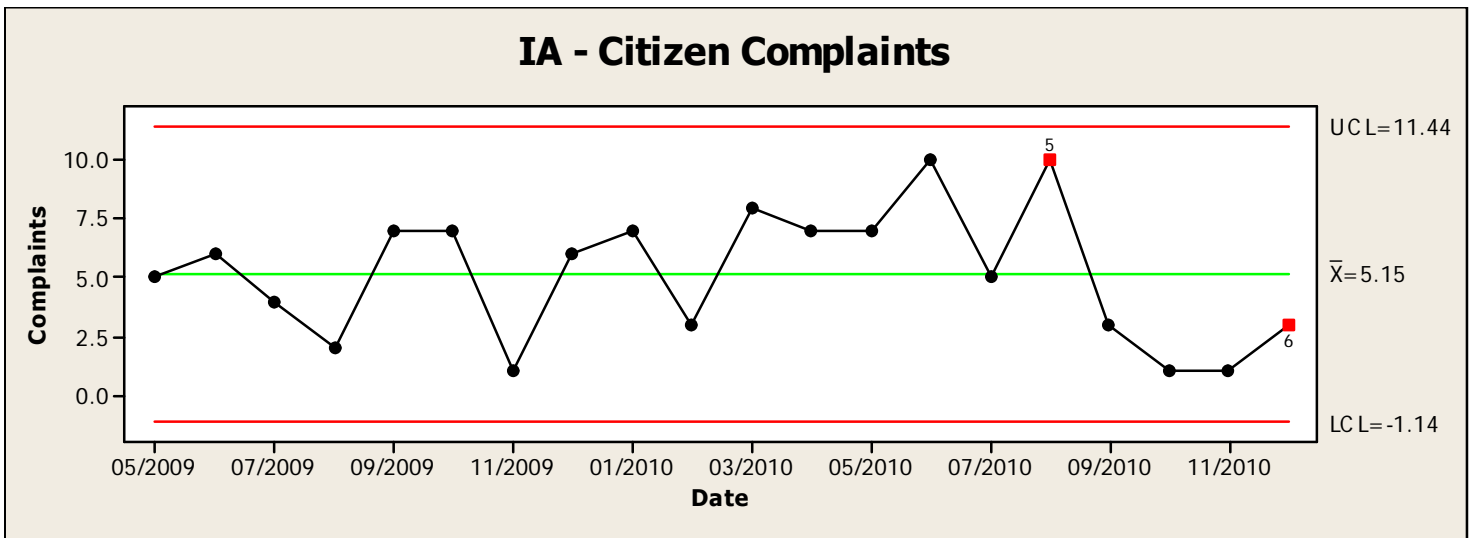
Follow-up from prior month included analysis of the September data; there were no anomalies in the data.

Follow-up on *Ped/Bike Collisions* from August revealed no known cause for the increase. The number of collisions returned to average in September. Though seasonality does not appear to be a factor compared to last year, the warm summer months do encourage more bike and pedestrian traffic. Combined with inattentive drivers, it appears this caused the abnormal collision rate. Since this has returned to average, no further explanation is necessary.



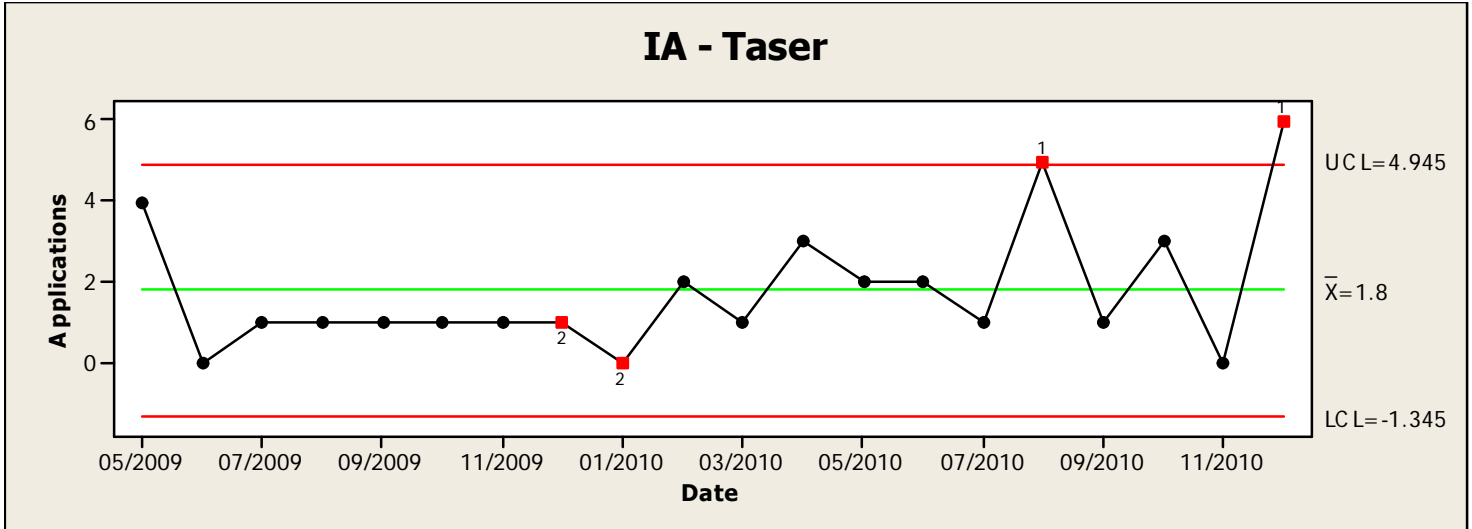
Internal Affairs

There were several performance metrics with anomalies for IA. The first shows the September-December 2010 data for *Citizen Complaints* was at least one standard deviation below average. Congruently, *Commendations* was two standard deviations above average for November and December. There is no known reason for these changes, though it should be noted there were several high-profile police shootings during this time. No further explanation is necessary.

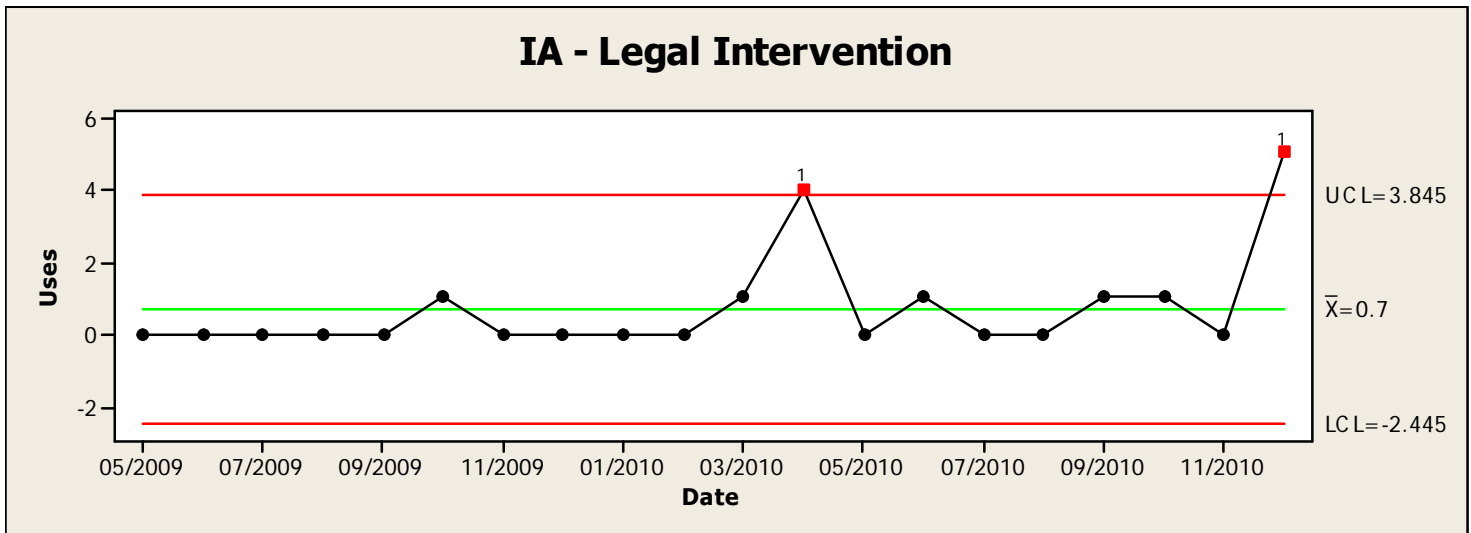


AIM Statistical Analysis for December 2010

The next performance metric is *Taser*, a subset of the Use of Force category. For December, Taser use was more than three standard deviations above average. Please see the IA Use of Force section of this report for a description of these incidents. These incidents required the use of the Taser to end the incident peacefully. Since this is a one month anomaly, no further explanation is necessary.



The final metric with anomalies is *Legal Intervention*, which is a subset of the Collision category. The December data was more than three standard deviations above average. This was due to a high number of pursuits that required intervention in order to safely end the pursuit and capture the suspect. As this is a one month anomaly, no further explanation is necessary.



No follow-up from prior month.

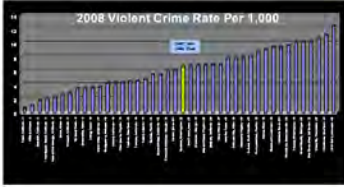


SPOKANE POLICE DEPARTMENT
Accountability Information Management

Monthly Performance Metrics & Analysis

Department 2010 Vision: Analysis

SERVICE • PRIDE • DEDICATION



Spokane Police Department

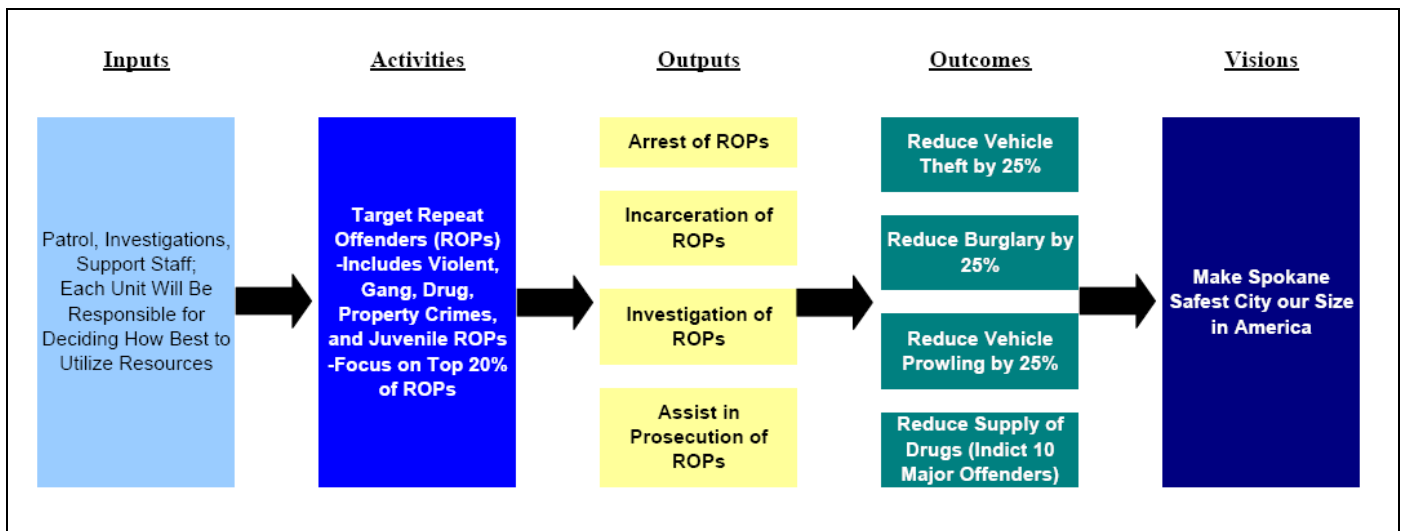


2010 Vision:

“Make Spokane the Safest City Our Size in America”

The Spokane Police Department continues to work towards our vision of making Spokane the safest city our size (population 175,000 to 225,000) in America. To determine our success in this venture, we measure the Uniform Crime Reporting (UCR) Part I¹ data law enforcement agencies report to the FBI.

Since the 2009 data for our comparison cities will not be released by the FBI until mid-2010, a different approach must be used to measure our success at making Spokane safer. The following logic model demonstrates how SPD plans to achieve this vision: by focusing on repeat offenders we plan to reduce Vehicle Theft, Burglary, and Vehicle Prowling (a subset of the Larceny category) by 25%.



As part of AIM, a monthly statistical analysis will be conducted to evaluate the impact of policing efforts on reducing crime to determine if there is a correlation. If there is, it will indicate our success at reducing crime. If there is no correlation, this may be an indication we need to change our approach.

This section of the monthly AIM report will briefly explain what was analyzed and the findings of the analysis. Any assessment from prior reports may also be included here.

¹ Part I crimes include Homicide, Forcible Rape, Robbery, Aggravated Assault, Burglary, Larceny, and Vehicle Theft. Arson is also a Part I crime, but as that is not tracked by SPD, that data is not analyzed.

AIM 2010 Crime Goals Report Card – December 2010

2010 Goals:

- Reduce Burglary by 25%
- Reduce Vehicle Prowling by 25%
- Reduce Vehicle Theft by 25%
- Indict 10 Major Drug Suppliers

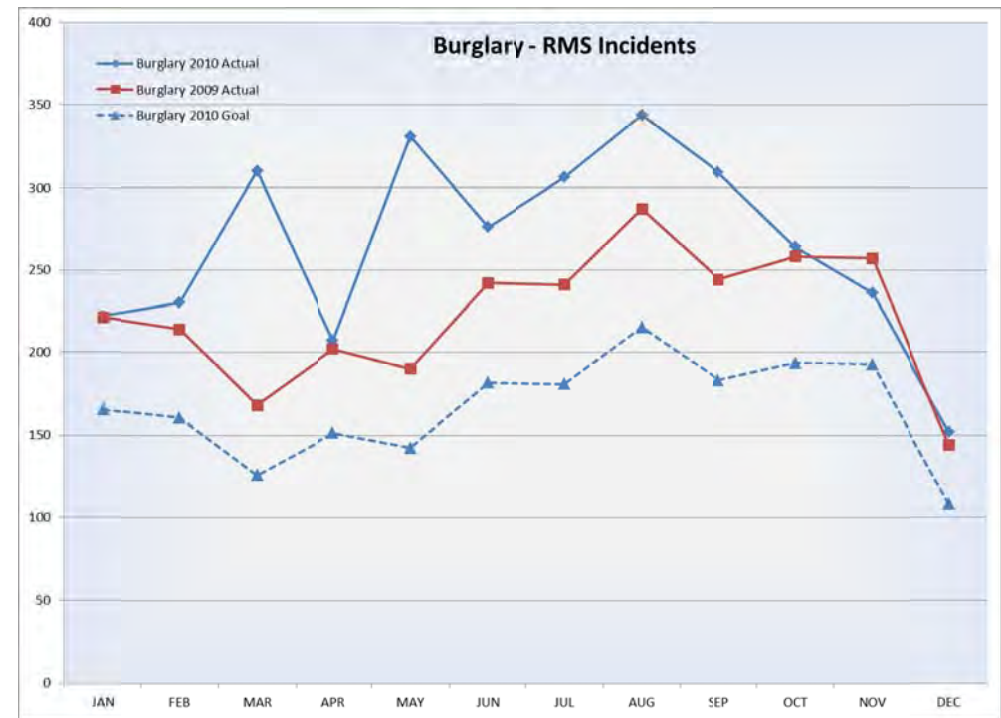
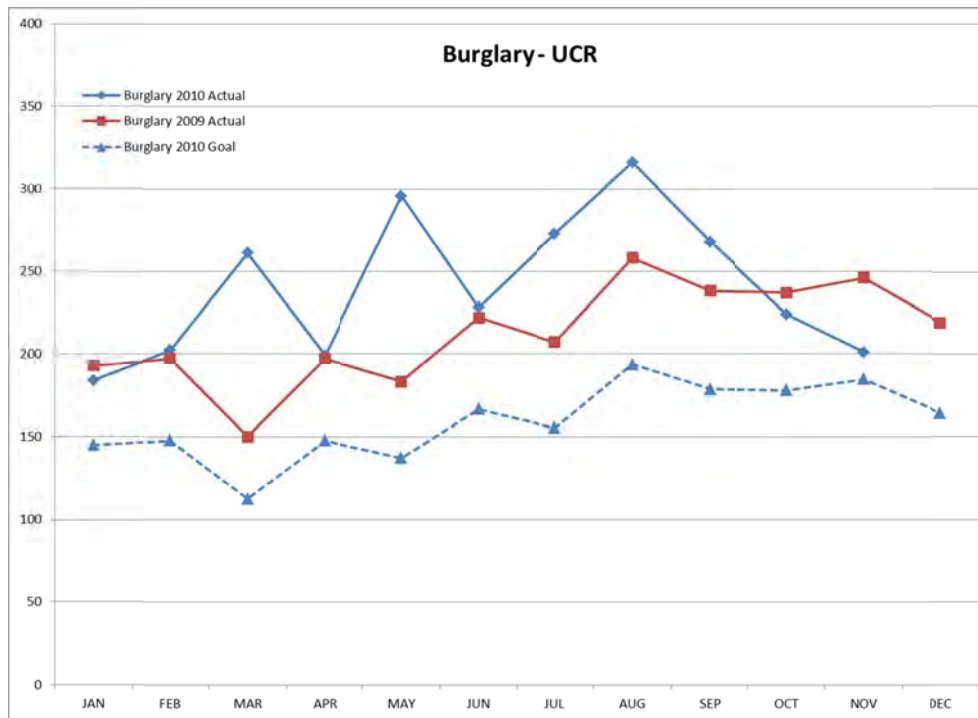
Status:

UCR Crime Data is Jan-Nov 30, 2009 compared to 2010

- Burglary Increase of 14%
- Vehicle Prowling Increase of 11%
- Vehicle Theft Increase of 21%
- 10 Major Drug Suppliers Charged

RMS Incident Data Jan-Dec 20, 2009 compared to 2010

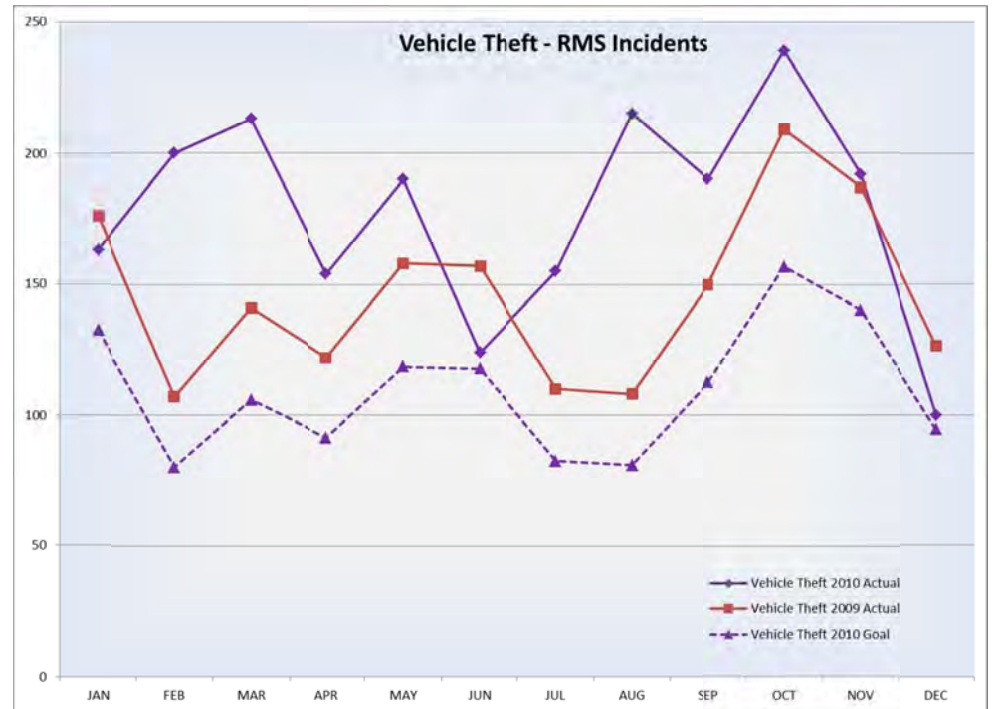
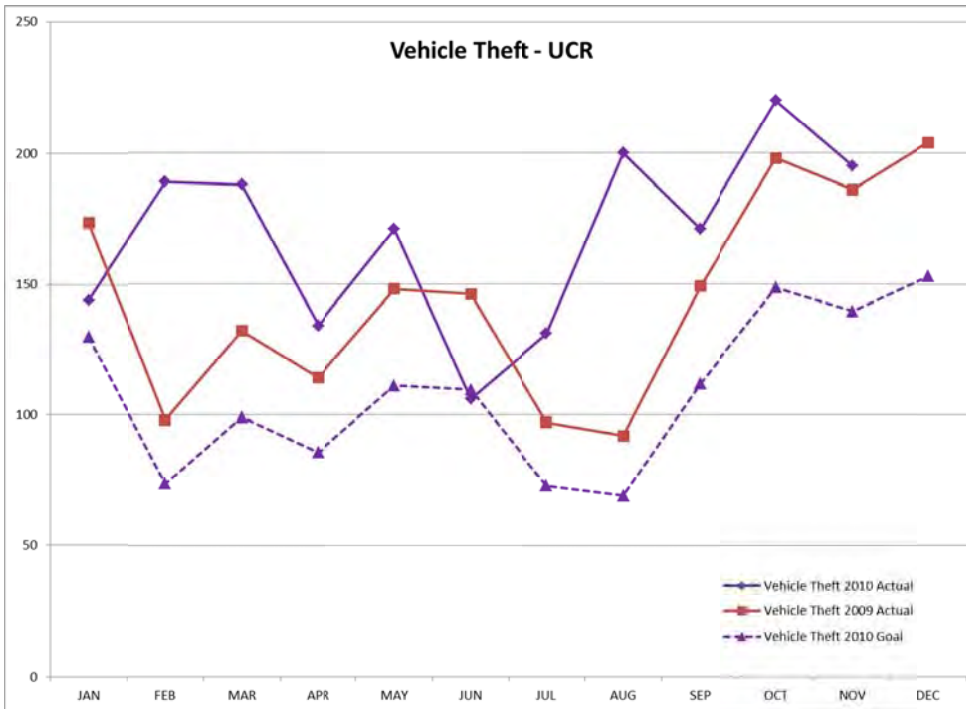
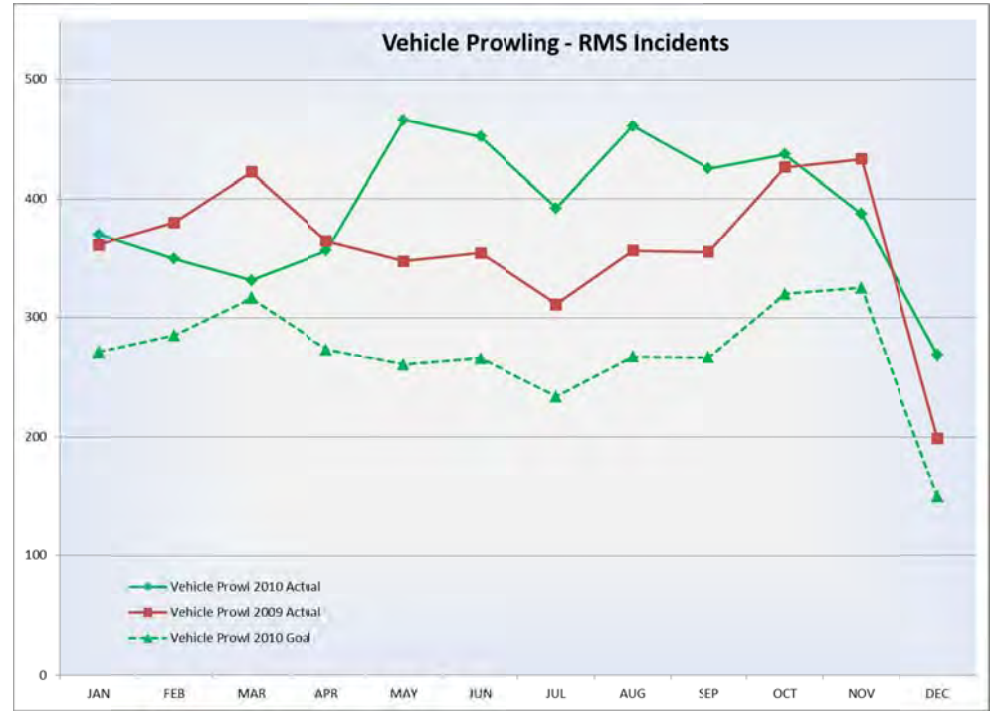
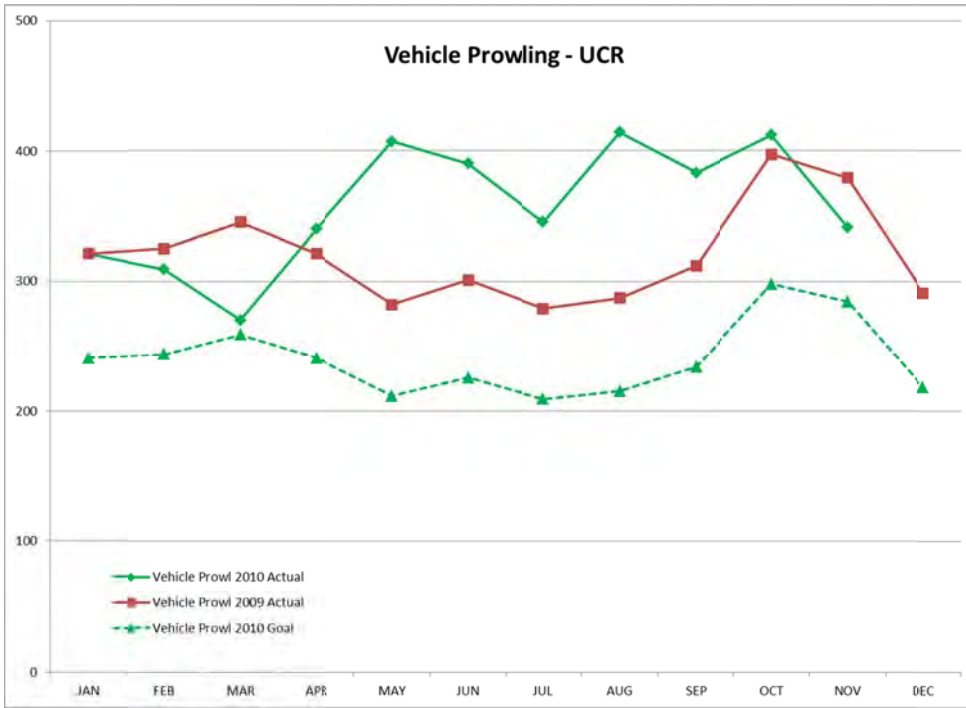
- Burglary Increase of 19%
- Vehicle Prowling Increase of 9%
- Vehicle Theft Increase of 22%
- (Drug Supplier Data Not Tracked in RMS)

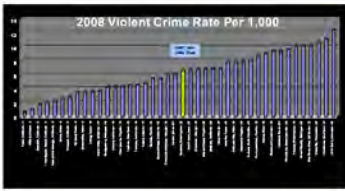


UCR (Unified Crime Reporting) data is the standardized reporting data required by the FBI; this is the most accurate measurement, but the data runs approximately two months behind. RMS (Records Management System) Incident data is up-to-the-date incident data as it was classified at the time of incident; however, since this data has not been classified by the UCR process it is less accurate. A comparison between UCR and RMS is provided in order to have more timely data.

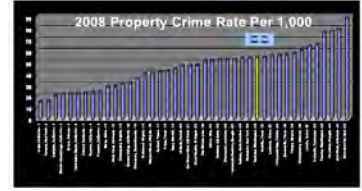
Data Compiled 12/21/10

Report Card –December 2010





Is Spokane the Safest City Our Size? Statistical Analysis



December 2010 Analysis Northeast Neighborhoods Crime and Top 15 Active Offenders

Northeast Neighborhoods

There are six City of Spokane Neighborhood Councils that fall in Northeast Spokane (east of Division and north of the Spokane River): Bemiss, Hillyard, Logan, Minnehaha, Nevada-Lidgerwood, and Whitman. For a map of these locations, or to see other Neighborhood Councils in Spokane, please visit <http://www.spokaneneighborhoods.org/map.aspx>.

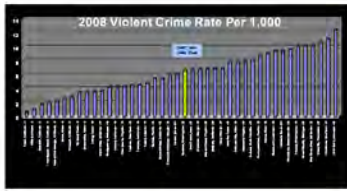
These six Neighborhoods will be targeted for the Spokane Police Department's proactive efforts in 2010 to reduce the following crimes by 25%: Burglary, Vehicle Prowling, and Vehicle Theft. Though the intent of AIM was to measure the impacts of proactive patrols to reduce crime in these neighborhoods, due to continued staffing shortages, at this time it is impractical to measure this data for any accuracy. Proactive patrols have been pieced together as staffing allows, and this inconsistency does not allow for accurate statistical analysis. However, we will still measure crime in this area for trends in reduction rates since when staffing does allow for proactive patrols, they are focused in Northeast (when appropriate).

Below are the tables showing the 2010 goal for the average level of Burglary, Vehicle Prowling, and Vehicle Theft for these six neighborhoods and the data for November 2010. Please see the following page for a review of this data.

NOVEMBER

BEMISS		
TYPE OF CRIME	2010 GOAL	CURRENT MONTH
Burglary	5.75	12
Vehicle Prowling	6.7	7
Vehicle Theft	4.9	5
TOTAL	17.35	24
HILLYARD		
TYPE OF CRIME	2010 GOAL	CURRENT MONTH
Burglary	5.8	9
Vehicle Prowling	3.6	7
Vehicle Theft	3.9	8
TOTAL	13.3	24
LOGAN		
TYPE OF CRIME	2010 GOAL	CURRENT MONTH
Burglary	9.4	9
Vehicle Prowling	14	25
Vehicle Theft	3.9	18
TOTAL	27.3	52

MINNEHAHA		
TYPE OF CRIME	2010 GOAL	CURRENT MONTH
Burglary	2.9	3
Vehicle Prowling	4	5
Vehicle Theft	2.5	7
TOTAL	9.4	15
NEVAWOOD		
TYPE OF CRIME	2010 GOAL	CURRENT MONTH
Burglary	25.4	31
Vehicle Prowling	43.5	57
Vehicle Theft	24	51
TOTAL	92.9	139
WHITMAN		
TYPE OF CRIME	2010 GOAL	CURRENT MONTH
Burglary	3.25	7
Vehicle Prowling	3	3
Vehicle Theft	1.8	5
TOTAL	8.05	15



Is Spokane the Safest City Our Size? Statistical Analysis



For the November data (see previous page) all six neighborhoods are well above their 2010 goals for a 25% reduction in crime. Since it is important to not single out a particular month, please review the 2010 totals below for a more comprehensive look.

In general, all six neighborhoods saw an increase in crime, though Minnehaha, Nevawood, and Whitman were comparable to 2009 for some categories. Overall, however, Bemiss has a 29% increase in these property crimes over 2009, Hillyard and Logan have a 26% increase, Minnehaha and Whitman have a 15% increase, and Nevawood has seen a 6% increase. The lack of proactive patrol teams due to staffing limitations has prevented officers from focusing on reducing crime in the Northeast neighborhoods; in early 2010 when staffing did allow for this, we were making an impact. New staffing models in 2011 will be instituted to address this issue. As a final note, crime did increase citywide as well for these property crimes (14%).

2010 SPD NORTHEAST EMPHASIS GOALS

BEMISS

TYPE OF CRIME	2009 AVERAGE	2010 GOAL	2010 AVERAGE	JAN	FEB	MAR	APR	MAY	JUN	JUL	AUG	SEP	OCT	NOV
Burglary	7.6	5.7	11.36	10	13	5	15	14	10	13	16	11	6	12
Vehicle Prowling	8.9	6.7	10.27	8	10	12	13	14	5	13	12	9	10	7
Vehicle Theft	6.5	4.9	8.00	8	8	6	6	9	7	9	18	4	8	5
TOTAL	23	17.3	29.64	26	31	23	34	37	22	35	46	24	24	24

HILLYARD

TYPE OF CRIME	2009 AVERAGE	2010 GOAL	2010 AVERAGE	JAN	FEB	MAR	APR	MAY	JUN	JUL	AUG	SEP	OCT	NOV
Burglary	7.75	5.8	8.73	6	9	3	5	13	14	9	10	13	5	9
Vehicle Prowling	4.8	3.6	6.82	4	7	4	6	12	4	11	8	6	6	7
Vehicle Theft	5.2	3.9	6.91	2	10	5	6	6	4	6	11	10	8	8
TOTAL	17.75	13.3	22.45	12	26	12	17	31	22	26	29	29	19	24

LOGAN

TYPE OF CRIME	2009 AVERAGE	2010 GOAL	2010 AVERAGE	JAN	FEB	MAR	APR	MAY	JUN	JUL	AUG	SEP	OCT	NOV
Burglary	12.6	9.5	14.73	12	14	10	10	19	15	24	15	21	13	9
Vehicle Prowling	18.7	14	27.82	24	34	26	37	32	19	21	30	30	28	25
Vehicle Theft	11.75	8.8	11.73	5	13	13	11	13	5	7	16	10	18	18
TOTAL	43.05	32.3	54.27	41	61	49	58	64	39	52	61	61	59	52

MINNEHAHA

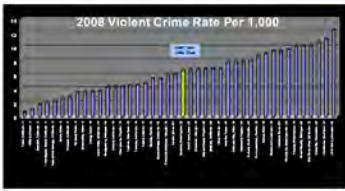
TYPE OF CRIME	2009 AVERAGE	2010 GOAL	2010 AVERAGE	JAN	FEB	MAR	APR	MAY	JUN	JUL	AUG	SEP	OCT	NOV
Burglary	3.3	2.5	3.18	1	1	2	1	7	7	5	4	2	2	3
Vehicle Prowling	5.3	4	5.36	3	2	9	9	12	3	4	6	5	1	5
Vehicle Theft	3.3	2.5	5.09	5	11	2	5	5	2	4	4	8	3	7
TOTAL	11.9	9	13.64	9	14	13	15	24	12	13	14	15	6	15

NEVAWOOD

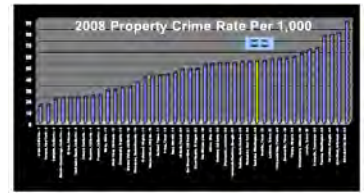
TYPE OF CRIME	2009 AVERAGE	2010 GOAL	2010 AVERAGE	JAN	FEB	MAR	APR	MAY	JUN	JUL	AUG	SEP	OCT	NOV
Burglary	33.8	25.4	38.27	24	31	38	40	48	44	44	39	44	38	31
Vehicle Prowling	58	43.5	55.09	58	56	40	49	53	71	29	81	62	50	57
Vehicle Theft	32	24	35.45	21	50	26	28	38	18	25	49	37	47	51
TOTAL	123.8	92.9	130.64	103	137	104	117	139	133	118	169	143	135	139

WHITMAN

TYPE OF CRIME	2009 AVERAGE	2010 GOAL	2010 AVERAGE	JAN	FEB	MAR	APR	MAY	JUN	JUL	AUG	SEP	OCT	NOV
Burglary	4.3	3.2	5.00	2	4	4	6	5	4	5	6	7	5	7
Vehicle Prowling	4	3	4.27	0	9	2	9	3	8	3	2	6	2	3
Vehicle Theft	2.4	1.8	3.00	2	2	1	0	2	2	3	5	6	5	5
TOTAL	10.7	8	12.27	4	15	7	15	10	14	11	13	19	12	15



Is Spokane the Safest City Our Size? Statistical Analysis



Top 15 Prolific Offenders

Along with focusing on proactive patrol efforts to reduce crime, SPD is also focusing on certain prolific offenders. The vast majority of crime can be attributed to a few select offenders in a community. These offenders are often a revolving cast; while some are incarcerated for a period of several months to several years, others remain active in criminal behavior, often arrested for crimes only to be released pending prosecution. Based on limited resources in the criminal justice system, including law enforcement officers, jail space, and property crimes prosecutors, by focusing available resources on these offenders, we can make Spokane a safer place as well as achieve efficiency.

As such, the Crime Analysis unit at SPD has identified the top 15 active offenders in Spokane as of February 2010. These offenders will be the focus of both patrol and investigators at SPD and every effort will be made to ensure all referrals for prosecution believed to have been committed by these individuals receive top priority. The list will remain static for 2010 so that we can measure the influence of these offenders on crime trends.

Each month, an update of the offender's status (legal, incarcerated, etc) will be provided as well as a brief summary of the activity for that month by the offender, including any arrests. In order to maintain anonymity, as these offenders are presumed innocent until conviction, a code name has been given to each offender and their given name will be redacted. The code name will be used in the Weekly AIM reports as well, so that these offenders' activity can be linked anecdotally.

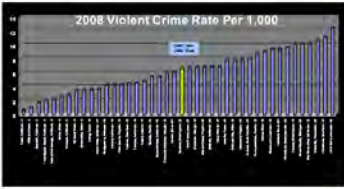
In future AIM reports, statistical analysis will be conducted to show the correlation between certain crime trends and these prolific offenders.

CURRENTLY INCARCERATED

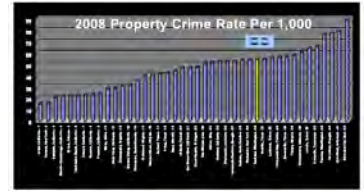
<i>Name</i>	<i>Race/Sex</i>	<i>Birthday</i>	<i>Status</i>
Echo – [REDACTED]	WF	[REDACTED]	Inmate

Recent Activity:

Echo is a Spokane County Jail inmate as of 01/11/2011.



Is Spokane the Safest City Our Size? Statistical Analysis



<i>Name</i>	<i>Race/Sex</i>	<i>Birthday</i>	<i>Status</i>
-------------	-----------------	-----------------	---------------

Foxtrot – [REDACTED]	WM	[REDACTED]	Prison
----------------------	----	------------	--------

Recent Activity:

Foxtrot pled guilty to 17 felonies and was given 68 months, which was the maximum sentence he could get. He is an inmate at the Washington State Penitentiary as of 01/11/2011.

Golf – [REDACTED]	WM	[REDACTED]	Prison
-------------------	----	------------	--------

Recent Activity:

Golf is an inmate at the Airway Heights Corrections Center as of 01/11/2011.

India – [REDACTED]	WM	[REDACTED]	Prison
--------------------	----	------------	--------

Recent Activity:

India is at Brownstone Work Release as of 01/11/2011.

Kilo – [REDACTED]	WM	[REDACTED]	Prison
-------------------	----	------------	--------

Recent Activity:

Kilo was transferred to Washington Corrections Center and is an inmate there as of 01/11/2011.

NOT INCARCERATED

<i>Name</i>	<i>Race/Sex</i>	<i>Birthday</i>	<i>Status</i>
-------------	-----------------	-----------------	---------------

Alpha – [REDACTED]	WM	[REDACTED]	On the street
--------------------	----	------------	---------------

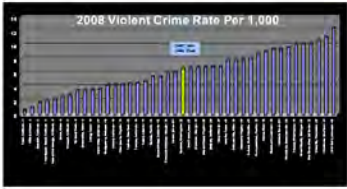
Bravo – [REDACTED]	WM	[REDACTED]	On the street
--------------------	----	------------	---------------

Delta – [REDACTED]	WM	[REDACTED]	Supervised
--------------------	----	------------	------------

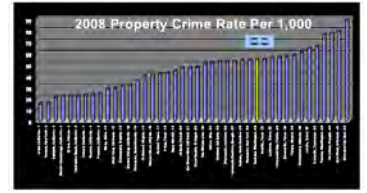
Recent Activity:

Delta was released from Airway Heights Corrections Center 11/28/2010.

Lima – [REDACTED]	WM	[REDACTED]	On the street
-------------------	----	------------	---------------



Is Spokane the Safest City Our Size? Statistical Analysis



<i>Name</i>	<i>Race/Sex</i>	<i>Birthday</i>	<i>Status</i>
Quebec – [REDACTED]	WM	[REDACTED]	On the street
Sierra – [REDACTED]	WM	[REDACTED]	On the street
Tango – [REDACTED]	WM	[REDACTED]	On the street
Whiskey – [REDACTED]	WM	[REDACTED]	Supervised
Yankee – [REDACTED]	WM	[REDACTED]	On the street
Zulu – [REDACTED]	WM	[REDACTED]	On the street



SPOKANE POLICE DEPARTMENT
Accountability Information Management

Crime and Neighborhood Issues

Weekly Crime Trends
Department Response

SERVICE • PRIDE • DEDICATION



SPOKANE POLICE DEPARTMENT
Accountability Information Management

Crime and Neighborhood Issues

Weekly Crime Trends

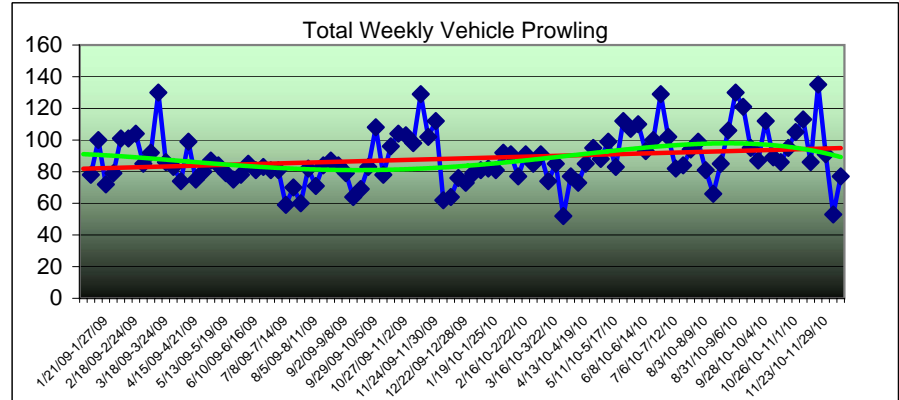
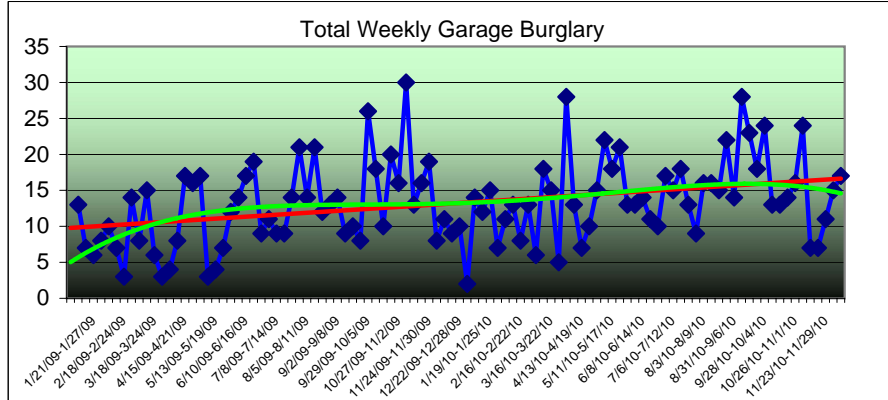
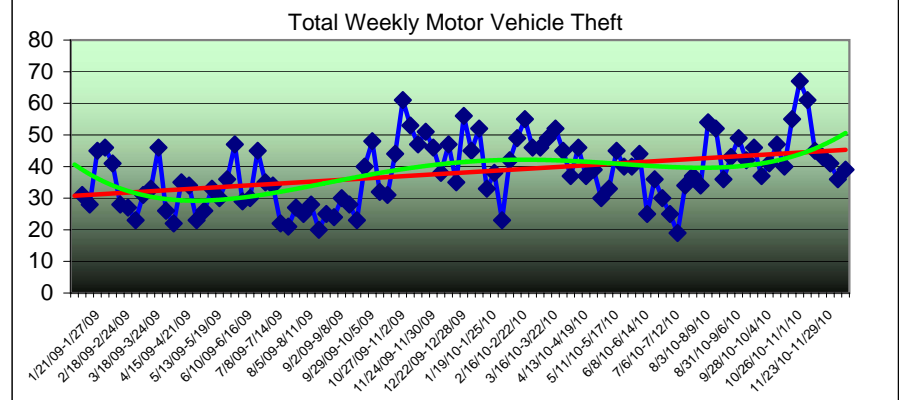
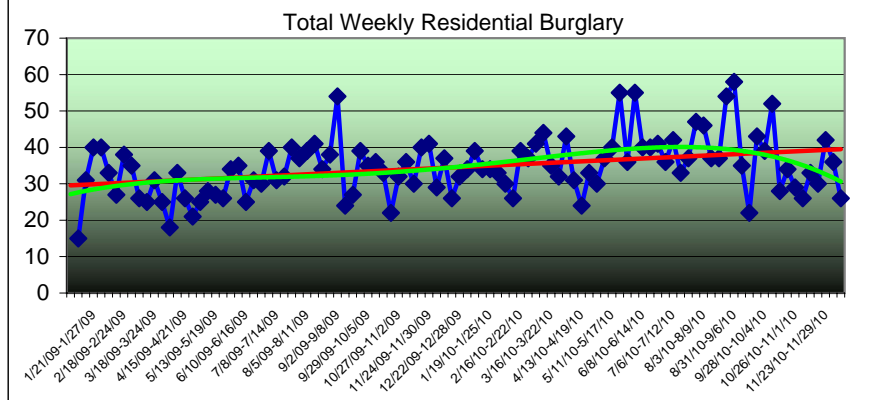
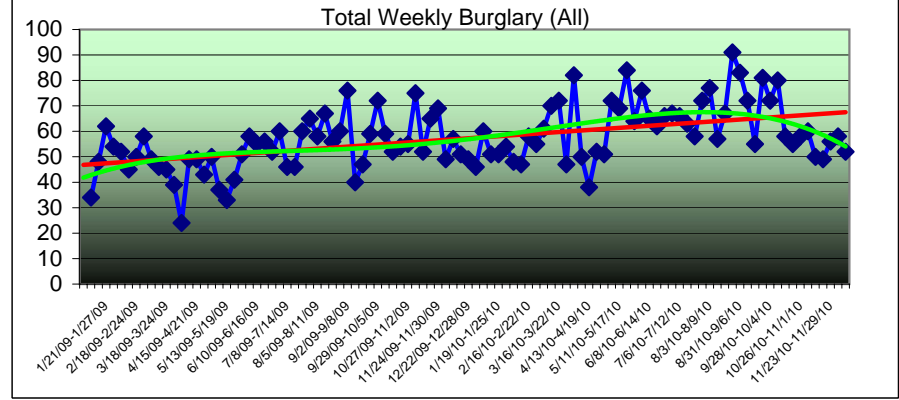
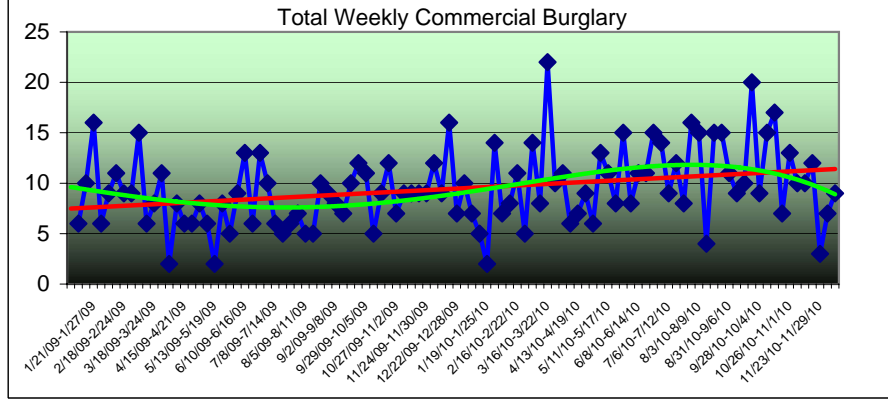
SERVICE • PRIDE • DEDICATION

Weekly A.I.M. Crime Statistics

Reliability

Med-High
Med-High
Med-High
Med-High
High
High

Crime Type	Week: 11/30/10-12/6/10	Previous 4 Wk Avg	Historical Average	His Avg Length	Year to Date Tot	Year to Date Avg	Comments
Burglary/Breaking & Entering - Totals	52	53.25	57.30	12/31/08	3062	62.49	Higher concentrations in West Central and Lower Cannon Hill
Commercial	9	8.00	9.47	12/31/08	514	10.49	
Residential	26	35.25	34.59	12/31/08	1831	37.37	
Garage	17	10.00	13.24	12/31/08	717	14.63	
Vehicle Prowling (Theft from Vehicle)	77	91.25	84.23	1/2/02	4507	91.98	Cluster of activity in neighborhood north of the Arena
Motor Vehicle Theft	39	41.25	38.08	12/31/08	2035	41.53	

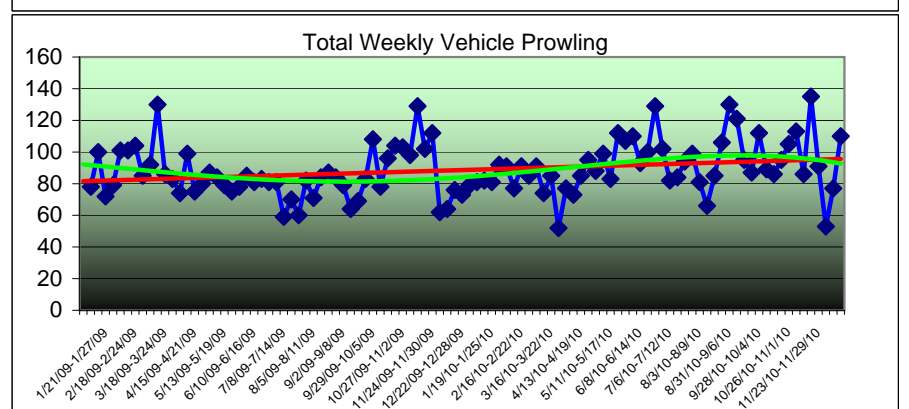
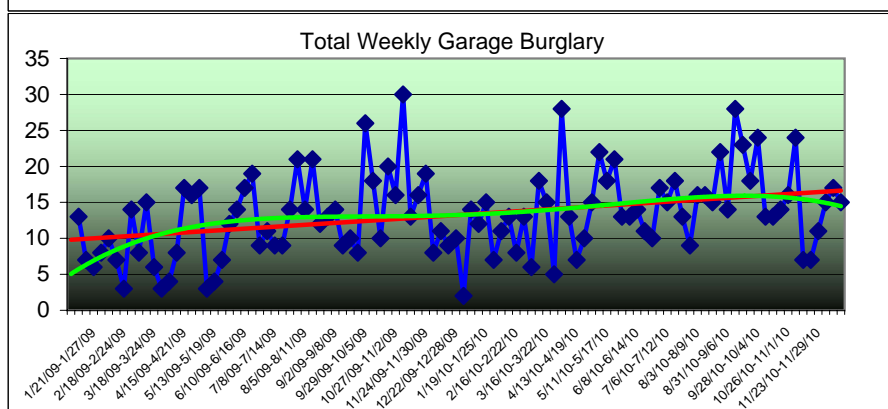
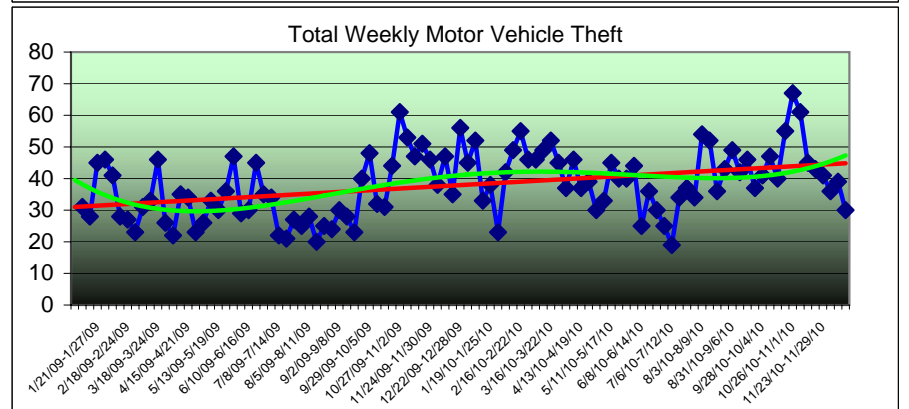
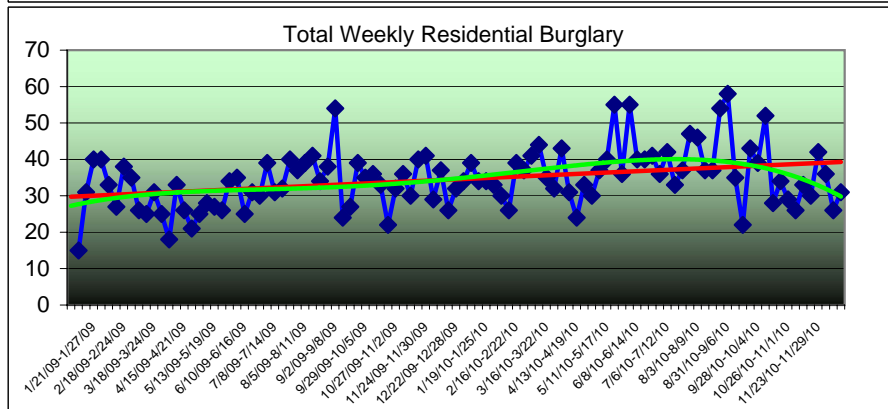
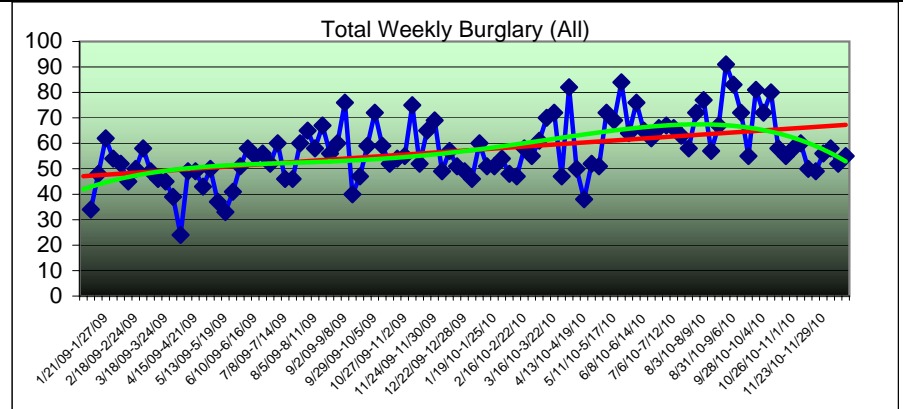
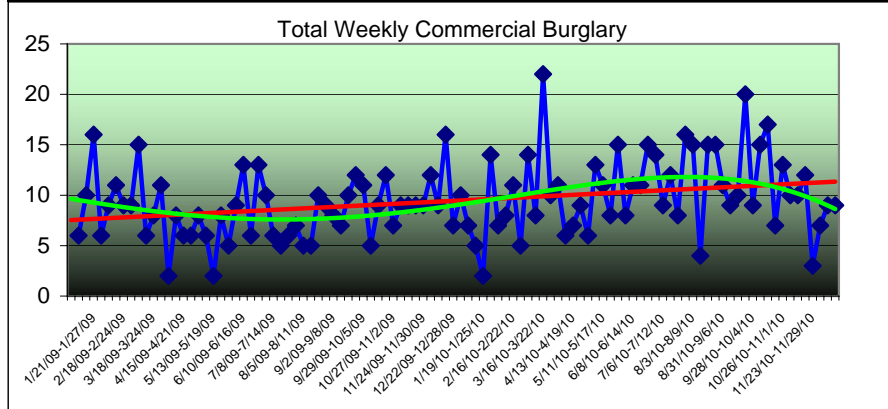


Weekly A.I.M. Crime Statistics

Reliability

Med-High
Med-High
Med-High
Med-High
High
High

Crime Type	Week: 12/7/10-12/13/10	Previous 4 Wk Avg	Historical Average	His Avg Length	Year to Date Tot	Year to Date Avg	Comments
Burglary/Breaking & Entering - Totals	55	53.75	57.27	12/31/08	3117	62.34	
Commercial	9	7.75	9.46	12/31/08	523	10.46	
Residential	31	33.50	34.56	12/31/08	1862	37.24	
Garage	15	12.50	13.25	12/31/08	732	14.64	
Vehicle Prowling (Theft from Vehicle)	110	89.00	84.22	1/2/02	4617	92.34	Blocks near the Arena being targeted during events
Motor Vehicle Theft	30	39.75	38.00	12/31/08	2065	41.30	Thefts have decreased 6 of past 7 weeks, & lowest total since July

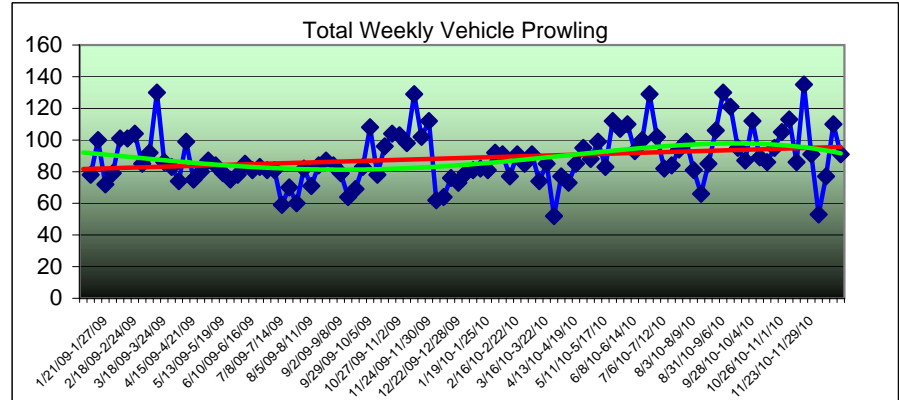
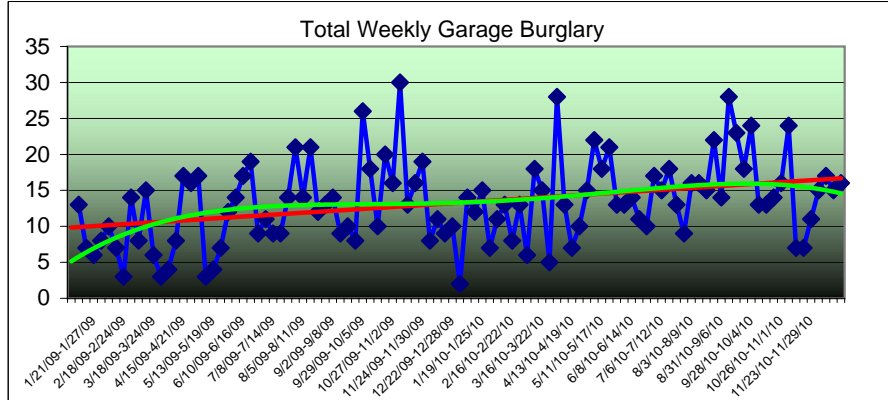
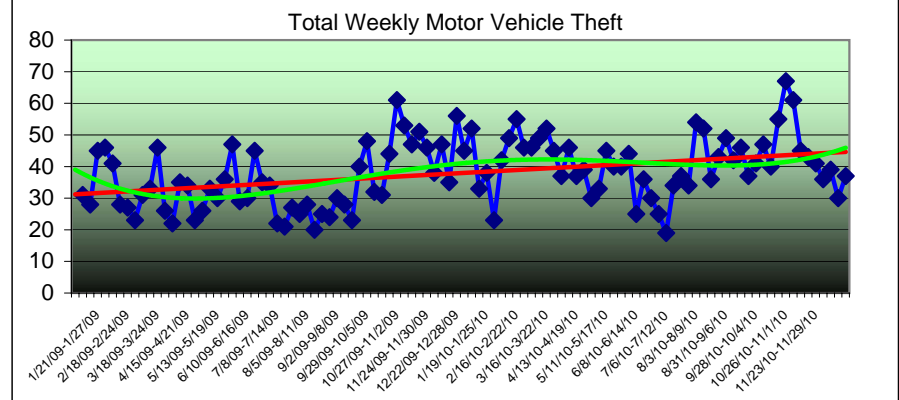
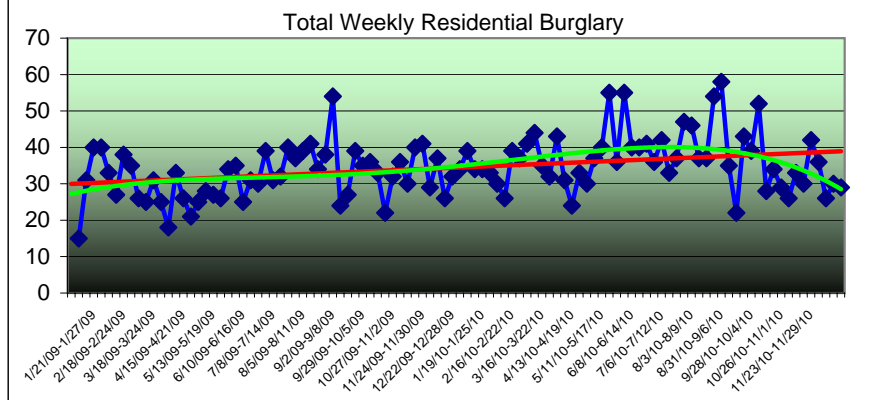
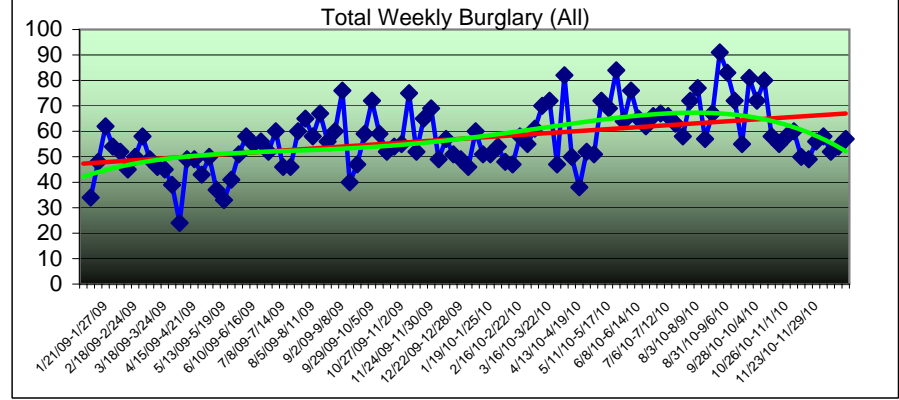
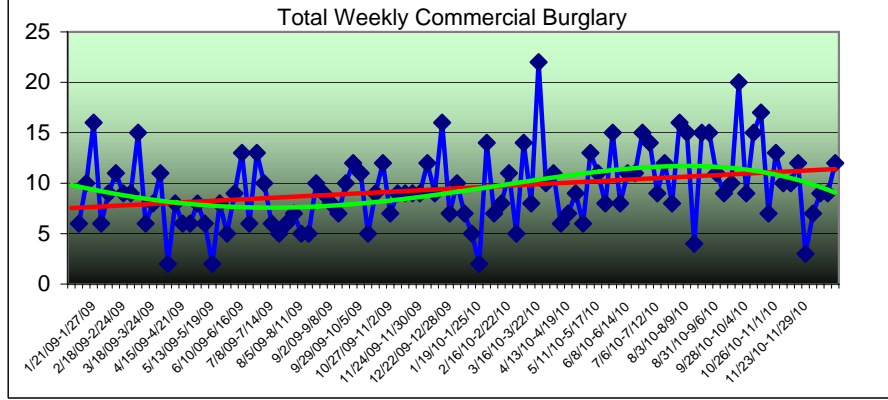


Weekly A.I.M. Crime Statistics

Reliability

Med-High
Med-High
Med-High
Med-High
High
High

Crime Type	Week: 12/14/10-12/20/10	Previous 4 Wk Avg	Historical Average	His Avg Length	Year to Date Tot	Year to Date Avg	Comments
Burglary/Breaking & Entering - Totals	57	55.00	57.26	12/31/08	3173	62.22	
Commercial	12	7.00	9.49	12/31/08	535	10.49	
Residential	29	33.50	34.50	12/31/08	1890	37.06	
Garage	16	14.50	13.28	12/31/08	748	14.67	
Vehicle Prowling (Theft from Vehicle)	91	82.75	84.22	1/2/02	4708	92.31	
Motor Vehicle Theft	37	36.50	37.99	12/31/08	2102	41.22	

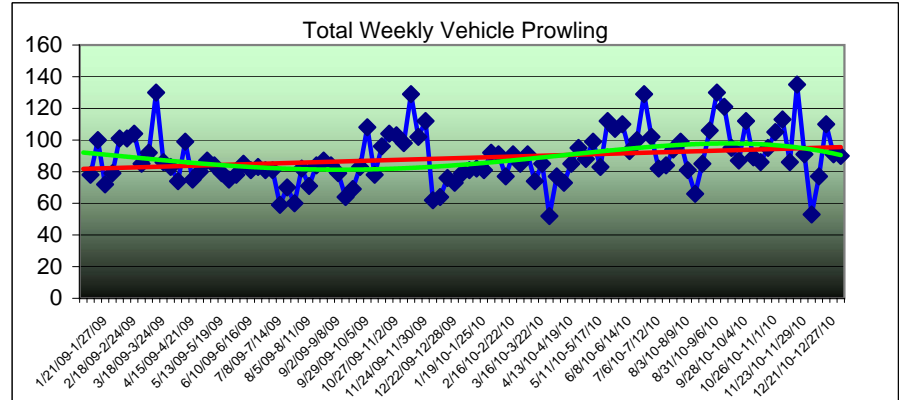
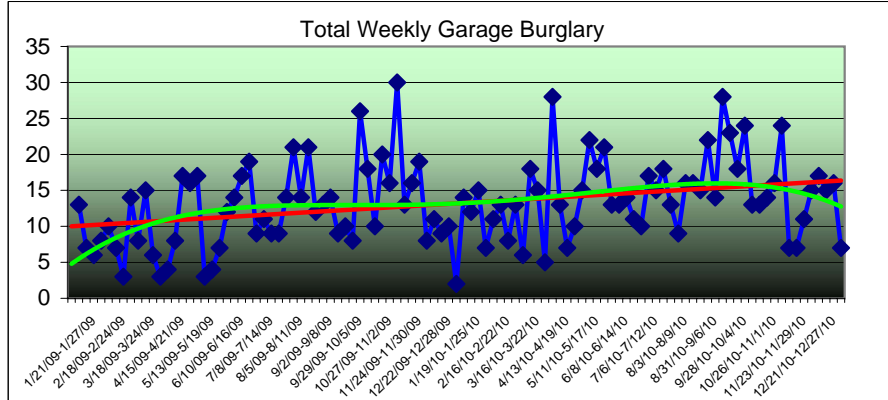
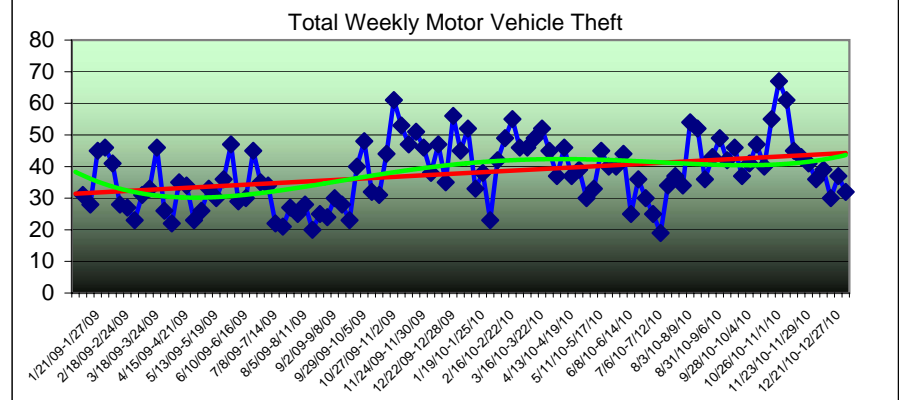
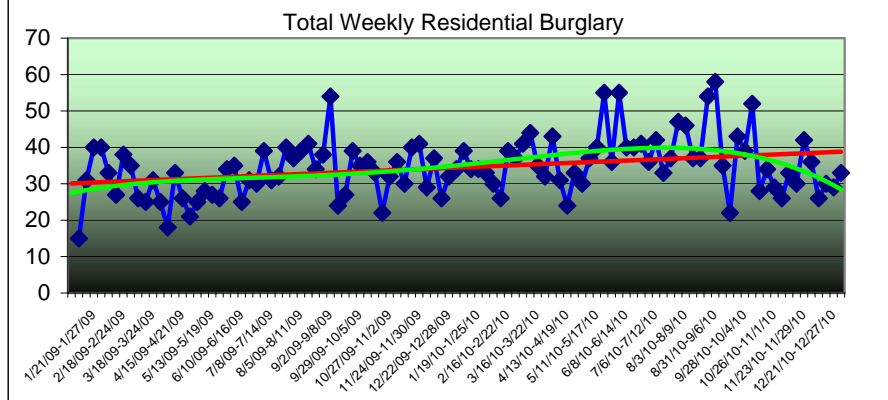
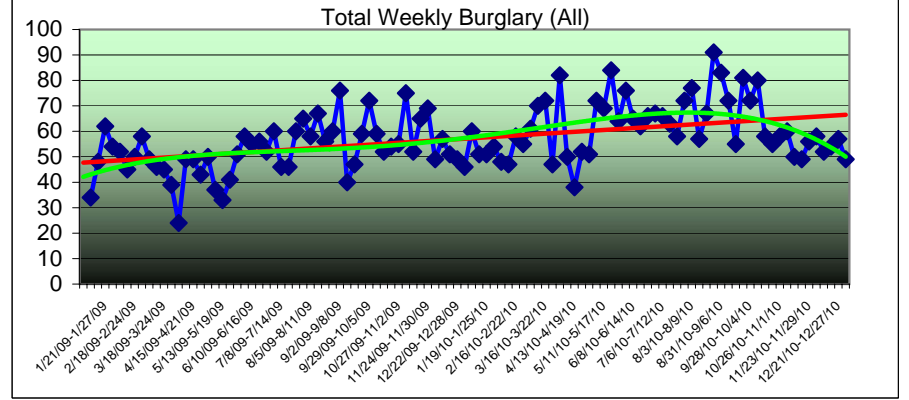
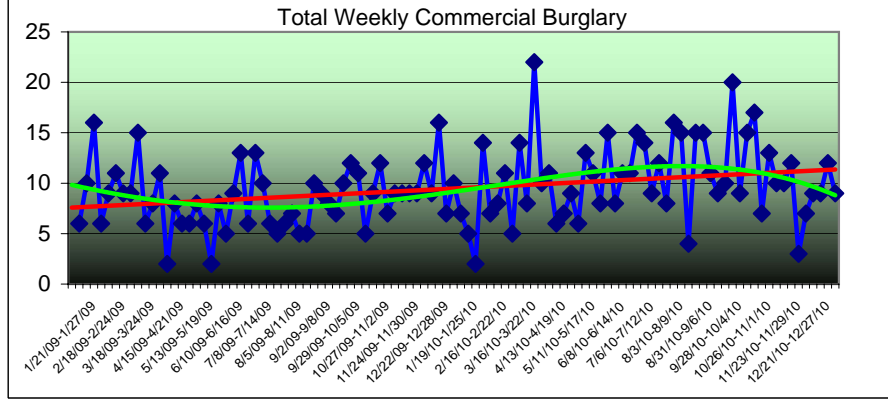


Weekly A.I.M. Crime Statistics

Reliability

Med-High
Med-High
Med-High
Med-High
High
High

Crime Type	Week: 12/21/10-12/27/10	Previous 4 Wk Avg	Historical Average	His Avg Length	Year to Date Tot	Year to Date Avg	Comments
Burglary/Breaking & Entering - Totals	49	55.25	57.18	12/31/08	3222	61.96	A number of recent tire shop burglaries in recent weeks
Commercial	9	9.25	9.48	12/31/08	544	10.46	
Residential	33	30.25	34.48	12/31/08	1923	36.98	
Garage	7	15.75	13.22	12/31/08	755	14.52	
Vehicle Prowling (Theft from Vehicle)	90	82.75	84.30	1/2/02	4798	92.27	
Motor Vehicle Theft	32	35.50	37.93	12/31/08	2134	41.04	5 weeks in a row with totals only in 30's; ROP





SPOKANE POLICE DEPARTMENT
Accountability Information Management

Crime and Neighborhood Issues

Department Response

SERVICE • PRIDE • DEDICATION



Meeting Minutes for Wednesday - December 01, 2010

Attendance: Assistant Chief Nicks, Major Johnson, Major Stephens, Captain Braun, Captain Scalise, Captain Winkey, Lieutenant Arleth, Lieutenant Cummings, Lieutenant Drollinger, Lieutenant McGovern, Lieutenant Mullennix, Lieutenant Olson, Lieutenant Richards, Lieutenant Walker, PIO DeRuwe, Alisha Grow, Tom Michaud, Ryan Shaw, Carly Cortright, Kiley Friesen

Absent: Chief Kirkpatrick, Larry Stevens

NOTE: In an effort keep the citizens of Spokane aware of recent SPD activities, this weekly report can be accessed on our website, <http://www.spokanepolice.org>, by clicking the "AIM" button towards the bottom of the page.

Follow-Up from Previous Meeting

The possibility of Crime Check taking more reports is being explored, especially with the reduction in services that is likely to occur in 2011. Carly Cortright advised that right now officers are spending an average of 43 minutes taking a vehicle theft report. Since we are averaging about six vehicle thefts per day, officers are spending about four hours a day taking vehicle theft reports. Victims are also experiencing a 43 minute wait for police response to take their vehicle theft report. The possibility of Crime Check taking the vehicle theft reports over the phone in five minutes may be more appealing than waiting the 43 minutes for an officer to arrive. This would also expedite the stolen vehicle being entered into the system in case it is contacted by law enforcement in the interim.

Captain Winkey provided an update on the phones assigned to patrol. There was a delay in handing the phones out, but once they were, they were not assigned to a specific car or officer. Three of the phones have been misplaced and the remainder have now been assigned to specific officers. Three are not being used as much, but six appear to be averaging about 80 minutes a month and appear to be being used exactly the way they were intended. Captain Winkey is in contact with the T-Mobile representative to see what they can do should the three misplaced phones need to be replaced.

Lieutenant Richards advised that SIU focused some resources in the Hillyard business district and did find some issues there. SIU is continuing their investigation. Lieutenant Richards also advised that there are some people in the area who are very understanding and supportive of the anti-crime teams that will be implemented next year.

Monthly Report Card

Crime rates for burglary, vehicle prowling and vehicle theft for the last 6 weeks are lower than they were in 2009. We won't make the 25% reduction of these crimes, but are moving in the right direction. At this point, we can start thinking about goals for 2011.

Crime Trend Debrief

Ryan Shaw provided this week's statistics:

Vehicle prowling numbers are half of what we have seen in the last few months and vehicle theft numbers are the lowest they have been since August. Some key arrests were made and follow-up was conducted by the Targeted Crimes Unit (TCU). Some of the individuals arrested are believed to be involved in around 100 vehicle thefts in the past month. These arrests, along with the current weather conditions, are both contributing factors to the decrease in both the vehicle prowling and theft numbers.

There were about a dozen phone booth thefts in the last week. It is possible that two suspects who were involved in recent vending machine thefts could be involved in these as well.

Crime Analysis is seeing more catalytic converters being sawed off vehicles within the city.

10 of the TOP 10 Offenders or ROPs were arrested during the week of Thanksgiving.



ROP and Prolific Offender Update

[REDACTED] – Patrol booked her for PSV [REDACTED]
[REDACTED] Det. Staben is working her cases.

[REDACTED] – Patrol arrested [REDACTED] for vehicle theft last week and Det. Tofsrud responded to assist. [REDACTED] was arrested. [REDACTED] then assisted Det. Tofsrud in recovering two other stolen vehicles [REDACTED] as well as information linking [REDACTED] to another stolen. [REDACTED] a prolific vehicle prowler/car thief. Investigation is continuing.

[REDACTED] was due to get out of Geiger for all his convictions [REDACTED] TCU spoke to DOC CCO Bezanson who agreed to take over his supervision as a ROP rather than as a drug offender as was originally planned. This will result in much closer supervision [REDACTED]

[REDACTED] – Recently pled guilty to two counts PSV, Felony Hit and Run, Attempt to Elude and 2nd Theft. He was sentenced to 60 months.

TCU set up surveillance for Major Crimes at [REDACTED]

[REDACTED] (ROP) [REDACTED] (soon to be ROP) – Patrol booked [REDACTED] last week for PSV. Det. Grenon developed a source on the case and ended up recovering several stolen vehicles [REDACTED] stole along with [REDACTED] Ofc. McCollough [REDACTED] PC and [REDACTED] recover a couple more stolens. [REDACTED] 1st TMWOP charges.

Based on Det. Grenon's investigation it appears there was [REDACTED] Leading Organized Crime case [REDACTED]

The prosecutor's office got a \$20,000 bond on [REDACTED] and \$12,500 on [REDACTED]

[REDACTED] – Ofc. McCollough arrested [REDACTED] about a week ago for a vehicle prowl and called TCU for assistance. Det. Staben began investigating and subsequently booked [REDACTED] for 1st Theft and 1st TSP. [REDACTED] scores of vehicle prowls, many of which occurred in the Shiloh Hills neighborhood where crime analysis recently noticed a large spike. They were able to recover about \$10,000 in stolen property from vehicle prowls/thefts and the investigation is continuing. [REDACTED]

This investigation led to stolen property being traded for drugs [REDACTED]

As these investigations have continued, TCU detectives learned that each of these separate cases is linked by suspects and/or criminal addresses.



Weekly Debrief

Investigations Update

Captain Braun noted that as of December 1st, SPD is no longer assigning property crimes unless it is tied to a repeat offender or a serial crime. He suggested putting something out to let the public know what reductions will be occurring. It was stated that most of the reductions that will be made will be in investigations so the public won't feel it as much as patrol. For example, officers will still be responding to vehicle thefts and burglaries, but the only time investigative follow-up will be done is if the incident falls into the above categories. Assistant Chief Nicks advised that Chief Kirkpatrick wanted to craft a response that would be ready to be sent out next Monday to address these issues. It is also important to stress in this response that while investigative follow-up is limited, it is still crucial to report the crime so that we can keep an accurate picture of what's going on and where to allocate our resources. PIO DeRuwe and Carly Cortright will work with the Chiefs on crafting a press release on this topic.

Patrol Update

Captain Scalise advised that patrol has been focusing on ROPs and emerging crime trends which continue to be burglary and vehicle theft/prowling.

Patrol has seen an uptick of vehicle prowling in the Gonzaga area, not specifically on campus, but the businesses in the area on Hamilton from Mission to Trent. Another trend is that suspects are stealing cars and using the stolen vehicle to prowl other vehicles. Next week, patrol is conducting an emphasis on [REDACTED] to address this problem.

NRO Strassenberg is working on putting a [REDACTED] at SCC as they are still seeing prowling issues on campus.

NRO ROUND-UP

**Officer Taylor – Northwest
No New Updates**

Officer Douglas – West

Back in October officers were experiencing numerous vehicle thefts in the west central/north central neighborhood. Ofc. Douglas took a stolen report from [REDACTED] W Shannon and then recovered a dumped stolen at [REDACTED] W Nora. The W Shannon stolen was on surveillance and showed a silver colored vehicle with a distinctive back end. During the recovery of the W Nora car, Ofc. Douglas requested Ofc. K. Gately to look in the area of the original victim's theft for a possible dumped stolen.

They located a rolling stolen and arrested [REDACTED] out of the car. During the investigation [REDACTED] disclosed that [REDACTED]. She described where he lived and Ofc. Douglas recognized this to be [REDACTED] W Chelan. [REDACTED] was arrested for the stolen car and PCS.

In August, [REDACTED] were stopped and contacted by police reference a person with a weapon (gun) call in the East Central neighborhood. [REDACTED] has numerous contacts and arrests for drugs and stolen property. At this stage Ofc. Douglas believed that [REDACTED]

[REDACTED] W Chelan [REDACTED] on a contact admitted to being a meth addict. SCSO has been out there on a follow up to a burglary, in which a warrant arrest was made. Another time Officer Cole made a warrant arrest from inside the house. [REDACTED]



Meeting Minutes for Wednesday - December 01, 2010

During another contact [REDACTED] had two black eyes in which he admitted to being 'beaten up' in his own home but did not call police for a report. [REDACTED] has been in two person with a weapon call the other is a related residence at [REDACTED] W Grace.

The residence is on the weekly project list for patrol and worked weekly by NRO and patrol. Officer Cole made a traffic stop on a car from the residence in which [REDACTED] showed up to. Both occupants were identified as [REDACTED] as RSO (drug history) and showing an address of [REDACTED] W Grace and also [REDACTED] drug history/burglar and giving [REDACTED] W Chelan as his residence. [REDACTED] was arrested on an outstanding warrant for Department of Corrections.

On 11/18/10, Ofc. Douglas determined a [REDACTED]. She determined who the female was that was associated with the car during that time and observed her to walk to the car. [REDACTED] had a misdemeanor warrant and a DWLS license. [REDACTED] was contacted driving away from [REDACTED] and stopped. [REDACTED] has numerous drug arrests and gave search consent to her car. She was arrested for PCS (morphine) had numerous other pills, and residual methamphetamine. She is an intravenous drug user. [REDACTED] Officer Bode recovered a stolen vehicle in front of the residence along with numerous plates.

[REDACTED] W Chelan is related to [REDACTED] W Grace, [REDACTED] W Gardner, and [REDACTED] W Shannon.

[REDACTED] W Grace has had several contacts. One including a pursuit with officers, where the car was registered to this house. It was later determined that the driver was a DOC escapee, [REDACTED] Residual heroin was located in the house.

[REDACTED] shows to live here. [REDACTED] truck is parked here all the time and a person with a weapon call has been called in from tenant [REDACTED]

[REDACTED] W Gardner has had no real complaints from the neighbors, however Ofc. Douglas noticed that some of the problem people from [REDACTED] W Shannon and [REDACTED] W Gardner ([REDACTED]) visit the location frequently. There have been some DVs involving [REDACTED] Ofc. Douglas requested [REDACTED] During the investigation, Ofc. Douglas sent a letter to the out of town owner and although she received no response from him, [REDACTED] Since then the problem tenant was evicted and the house is now quiet. Also during this time, Ofc. Douglas observed [REDACTED] parking at this location, [REDACTED] W Chelan and [REDACTED] W Gardner.

Officer Graves stopped this car at Ash/Indiana and arrested a female out of the car for Methamphetamine.

[REDACTED] W Shannon (upstairs apartment) – [REDACTED] has been recently arrested for DVs and vehicle prowling. Chronic Nuisance served on his address and Country Homes is evicting. Also, the owner has been in contact and now neighbors are calling in a lot of vehicle and foot traffic. There was one recovered stolen Honda from in front of the house. [REDACTED]

[REDACTED] W Gardner – [REDACTED] Lots of foot and vehicle traffic. Uncooperative property manager. Officer Redmon arrested [REDACTED] for PSP and recovered the property from inside this lower unit. Request for help from SIU. Cooperative neighbors.

Officer McIntyre – Nevada/Lidgerwood

Neighbors are still calling regarding [REDACTED] E. Sanson and the high volume of foot traffic. Lots of teenagers.

On the [REDACTED] block of Everett several neighbors have seen a [REDACTED] van with [REDACTED] casing the neighborhood. This van is occupied by two W/Ms early 20s. The plate is not accurate so if you see it, stop and ID and get Ofc. McIntyre the info. Probably associated with above address. Please prowl check this neighborhood.



Meeting Minutes for Wednesday - December 01, 2010

Ofc. McIntyre is working on evictions at [REDACTED] E. Broad ([REDACTED]). She finally found owner in California and the house is being foreclosed on.

The residential area to the North of Gonzaga Prep is asking for more patrol to drive thru the alleys because of the burglaries occurring.

Two continual DVOPV suspects to get familiar with:

- [REDACTED] is not to be at [REDACTED] E. Pineridge Ct [REDACTED]
- [REDACTED] is not to be at [REDACTED] E. Sitka [REDACTED]

**Officer Thomas – Northeast
No New Updates**

**Officer Strassenberg – East Central/Garry Park
No New Updates**

Officer Draper – Southeast/Southwest

[REDACTED] S Coeur d'Alene St – Malicious Mischief / Reckless Endangerment – Ofc. Draper was referred this case from Ofc. Mann at the front desk. A suspect(s) cut at least one large tree on the steep hillside below the condos, apparently to improve their view. However, they left the tree standing, cutting 90% of the tree, leaving the tree to blow over in the next wind storm, which is what happened. This tree luckily fell in a safe direction and stayed on the hillside and did not missile down the hill into traffic on Riverside Ave below. Ofc. Draper has interviewed the complainant and will try again to interview the suspect(s). Reckless Endangerment is the direction he is seeking if he can establish PC.

Rockwood Retirement – Vehicle Prowling / Burglary – Rockwood Retirement has seen an increase in activity related to one person. In the past four weeks they contacted [REDACTED] on the property and in the buildings. He arrives in a [REDACTED]. He is believed to have entered apartments in the assisted living portion of the property saying he is a family member of someone on the floor and has now been seen vehicle prowling. He has been trespassed from the property. Ofc. Draper will do a photomontage and attempt to obtain PC for Trespass at minimum.

[REDACTED] W. Pacific – Stolen Property / Drugs – This info comes from a vehicle theft investigation that was initiated by Ofc. K. Gately and Ofc. Coleman and Ofc. Draper assisted. Ofc. Gately and Ofc. Coleman arrested a female suspected for TMVWOP and suspected the individual was involved in several other recent vehicle thefts. The investigation led to the apartment manager's office and unit and clearly showed the apartment had knowledge and assisted in the criminal behavior. Ofc. Draper contacted the owner of the building and a change in management and one other criminal tenant is happening Dec. 1st.

[REDACTED] S. Mt Vernon [REDACTED] – Nuisance – [REDACTED] have required a significant amount patrol officers time in the past month with several calls to the address. Ofc. Draper has sent off Chronic Nuisance and DOC is imposing conditions on [REDACTED] that he can no longer live there.

Crime Prevention – On 11/24/10, Ofc. Draper did an interview with KYRS radio for the show “Rumble Strip.” He was asked to discuss crime prevention topics. The show will be one hour long and will concentrate on crime prevention in the home and neighbors as well as some personal safety topics. Also the host, Rebecca Mack, has asked that Ofc. Draper talk about current crime trends and how neighborhoods can be better prepared to deter crime.

Block Watch – Ofc. Draper met with a group in the area of 14th and Cedar and provided information on starting up a Block Watch. This presentation also involved a great deal of crime prevention information.



**Officer Downing and Officer Redmon – Downtown
No New Updates**

WEEKLY PATROL TEAM EFFORTS

NORTH SIDE

Team 10 – Power Shift

Ofc. Edwards and Ofc. Wheeler arrested a T4 ROP [REDACTED]. They arrested [REDACTED] and contacted [REDACTED] as the passenger and also arrested [REDACTED] on a DOC warrant.

Ofc. Wheeler tracked and arrested one of the Most Wanted ROPs [REDACTED] for his DOC warrant and resisting arrest. He arrested [REDACTED] for 2nd degree Rendering Criminal Assistance.

Ofc. Edwards and Ofc. Wheeler arrested [REDACTED] on her DOC warrant, felony theft warrant, and a felony warrant from Idaho. They also arrested her for Fugitive.

Ofc. Rosenthal has PC for [REDACTED] for City Assault. She also booked [REDACTED] for City Malicious Mischief - DV when she broke her apartment window with her head.

[REDACTED] N Maple – people at this address are [REDACTED]

SOUTH SIDE

Team 3 – Day Shift

Officers responded to a victim of a stabbing that occurred north at approx. 0200 hours. The victim was stabbed in the area of Madison and Montgomery. He did not seek treatment until almost 0900 hours. Victim and his girlfriend were evasive in answering officers' questions. [REDACTED]

[REDACTED] Stab wound was on the victim's right arm. Wound went completely through his arm into the right chest area.

Officers took a burglary report that occurred on November 15th. The burglary occurred between 0530 and 0600 hours while the complainant was walking her dogs. She did not report the burglary at first because she did not believe anything was missing. Entry was gained through an unlocked front door. Victim did see two juvenile males in the area when she left the house. Items taken were small, digital camera and lenses.

Vehicle thefts are occurring in the lower southwest area of the south hill. Thefts occurred on 11/28/10 in the [REDACTED] W. 9th, 11/14/10 at [REDACTED] W. 9th and [REDACTED] W. Main, and 11/12/10 at [REDACTED] S. Hemlock. The time of the thefts are between 2100 hours to 0700 hours and owners discovering their cars missing in the morning.

Team 7 – Swing Shift

Officers responded to [REDACTED] S Pittsburg on a welfare check. Officers were court ordered to assist a Guardian Ad Litem conduct the check. The protected person was not at the residence.

Officers responded to a metals theft at [REDACTED] E Alki. One subject was arrested on warrants, another was cited for the theft. The metal was returned to the owner.



Meeting Minutes for Wednesday - December 01, 2010

From the above incident, officers developed information about a small marijuana grow at [REDACTED] E 26th. Officers went to the residence. The homeowner gave consent to search. Officers recovered one very well groomed plant. The plant was processed for evidence and the incident referred for follow-up by SIU.

A two officer car was working the Garry Park neighborhood acting on information from informants. They were looking for a wanted felon ROP and some gang affiliates. None were located. Another two officer car continued working the Garry Park area to continue looking for these subjects. They did not locate any specific subjects, [REDACTED]

Officers located the [REDACTED] They are living at [REDACTED] N Bernard.

Officers responded to several collisions and dealt with icy roads for the first day of the winter weather.

Officers assisted SCSO with follow-up from a recent burglary. An exotic pet was sold at NW Seed on Sprague. Suspects were developed from video footage, sales slips and montages were developed. Staff from the store were able to ID the suspects.

Team 9 – Power Shift

Officers arrested [REDACTED] for vehicle prowling and a DOC warrant after a foot pursuit near Riverside/Monroe. [REDACTED] was in possession of prowling tools and bolt cutters.

[REDACTED] was arrested for DUI by Ofc. Fairbanks while assisting the gang unit on a traffic stop.

Ongoing “peeping tom”/indecent exposure incidents near [REDACTED] E. 53rd. Female reports a male has been watching her once a week (Saturdays) and possibly stole her light bulb. Subject carries a flashlight and officers believe a possible suspect is [REDACTED] Ofc. Jones advised [REDACTED] There have been at least two other calls of indecent exposure incidents in the Lincoln Heights area in prior weeks.

Officers arrested a suspect for pointing a gun at another subject during an altercation at the 9th/Perry Hico.

Team 11 – Power Shift

Officers followed up on a Forgery and arrested [REDACTED] Additional follow up developed PC on [REDACTED] who was in the hospital giving birth, for four additional counts of Forgery.

Officers spent a significant amount of time during the blizzard responding to numerous multiple car accidents and with motorist assists.

Officers responded to a hit and run which turned out to be a 1st degree Robbery. The incident started as a blind date and the suspect displayed a black pistol and stole \$150 in cash. He sped from the scene with the victim in the car and crashed three separate times before fleeing on foot. Through the investigation, the suspect was identified and PC was developed for 1st Degree Robbery. The suspect was not located, but officers are still continuing the investigation and searching for the suspect.

Officers continued prowl checks of parks and contacting East Sprague prostitutes.



Meeting Minutes for Wednesday - December 01, 2010

Team 13 – Graveyard Shift

There have still been several fights and DUIs at downtown bars, mainly Mixx 916.

Several calls in one night from the area of Main/Monroe. Most calls were regarding fights, some among patrons and others among patrons and bouncers of a rented facility in the area. The facility received a City Permit for alcohol and hired bouncer from Club Uno, which is likely the problem. The report was passed to Max Hewitt.

Colder weather reduced CFS and usual problems for the week.

NEXT MEETING:

December 15, 2010



NO AIM MEETING THIS WEEK

SEE WEEKLY PATROL AND NRO EFFORTS BELOW

NOTE: In an effort keep the citizens of Spokane aware of recent SPD activities, this weekly report can be accessed on our website, <http://www.spokanepolice.org>, by clicking the "AIM" button towards the bottom of the page.

ROP and Prolific Offender Update

██████████ – Det. Grenon is still putting together his cases ██████████ investigating his LOC case

██████████ – Det. Staben continues working ██████████

██████████ The address has been linked to numerous car thieves and vehicle prowlers.

Det. Staben is attempting to build an LOC case ██████████

██████████ – Was arrested by patrol for vehicle prowling ██████████ active car theft investigations by Det. Grenon and Det. Tofsrud.

██████████ was a Top 10 Active Offender earlier this year and he recently pled to nine felonies and was sentenced to 100 months.

NRO ROUND-UP

Officer Taylor – Northwest

██████ N. Ash – short stay traffic and drug activity occurring at this house

██████ N. Post – Neighbor is reporting a lot of short stay traffic

██████ W. Crown – ██████████ and has been a problem for the neighborhood. Please document any nuisance type calls if Patrol is sent to the address.

Officer Douglas – West No New Updates



Officer McIntyre – Nevada/Lidgerwood

Ofc. McIntyre arrested [redacted] for Harassment at [redacted] E. Providence. County will be serving a temporary anti-harassment order protecting the neighbor at [redacted] E. Providence, [redacted] El derly neighbors live across the street and are afraid to be witnesses against [redacted] E. Providence, but have agreed to do so if it helps with arrest.

Lots of time spent at [redacted] E. Everett. [redacted] who is constantly letting [redacted] inside. They drink together and then fight. [redacted] and is supposed to be supplying/using marijuana and pills.

Continuous trespasser walking in area of 400 – 500 block E. Providence. Suspect is B/M, 5’11”/200, clean shaven, 30s. He knocks on the door and asks for money or a ride. He gets very hostile when turned down. He has done this three times now.

[redacted] has been booked several times for driving stolen cars, being in possession of dope and 3rd Degree DWLS. She is now living at [redacted] E. Longfellow.

Several stolen cars and vehicle prowling happening in the area of [redacted] E. Cozza. The manager was told there was lots of traffic coming from [redacted] Please prowl check.

Let Ofc. McIntyre know if Patrol responds to [redacted] to deal with [redacted]

If Patrol responds to either [redacted] E. Rich or [redacted] E. Rockwell regarding them harassing each other, please check for witnesses in triplex. If you can charge one of them for harassment, please do so and let Ofc. McIntyre know. Both parties are at fault on this one.

Officer Thomas – Northeast

There were 62 complaint forms on neighborhood issues in the Logan and Northeast that were addressed in November. There were 71 calls for service relating to Domestic Violence in the Logan and Northeast neighborhoods and were researched for possible follow up with landlords. In addition there were only nine calls relating to drugs, 69 calls for fights and arguments, 36 calls for assaults and disorderly conduct, 50 noise and party complaints and 31 calls for threats and harassment. Ofc. Thomas documented all for possible follow-up.

There are continuing problems with drug houses and sales. The following locations have suspected drug activity:

- [redacted] N. Freya
- [redacted] N. Cook
- [redacted] E. Ermina [redacted]
- [redacted] E. Joseph

Future Projects

Ofc. Thomas plans to meeting with Hillyard Businesses and the Mayor to discuss crime in Hillyard. He also plans on meeting with landlords to discuss recent arrests at two drug houses in Hillyard.

**Officer Strassenberg – East Central/Garry Park
No New Updates**



Officer Draper – Southeast/Southwest

This past week has been spent primarily on one investigation. The investigation began with the Rockwood Retirement community. Ofc. Draper quickly learned burglary investigations from numerous retirement communities across the city and county had similar MOs and some with similar suspect descriptions. Crime Analysis was instrumental in helping with locating past incidents. After numerous interviews and victim /witnesses observations of two photo montages, Ofc. Draper was able to identify the suspect as [REDACTED]. Ofc. Draper has developed probable cause for two counts of Residential Burglary thus far, however more counts should be forth coming. Information obtained shows the suspect in several more retirement community burglaries and the suspect is now a TOP 10 ROP.

Ofc. Stephanie Kennedy also conducted a burglary investigation(s) from the Waterford Retirement community. Ofc. Draper learned her suspect had a similar description and MO. Ofc. Draper provided Ofc. Kennedy with his photo montage and probable cause was developed. Ofc. Kennedy was able to locate and arrest [REDACTED]. Officers executed a search warrant of [REDACTED] vehicle on Friday 12/03/10 and recovered over a thousand pieces of stolen jewelry.

[REDACTED] entered apartments at the Waterford and Rockwood Retirement communities, under the guise of offering tenants appraisals of their personal belongings. He also pretended to be visiting family members when questioned by tenants. Members of SPD's Crime Analysis Unit was also tracking inventory at local pawn shops. The officers worked diligently and tenaciously to recover stolen property, evidence and prevent further citizens from becoming victims. To date, over fifty (50) elderly victims have filed police reports where items had been stolen from their apartments at the retirement facilities.

This investigation highlights the efforts of the three patrol officers as well as members of the Crime Analysis Unit, working together to solve a crime spree in which one man is responsible. That man, [REDACTED] is also well known to law enforcement and is listed as one of Spokane's most active offenders. "Every day members of the Spokane Police Department are working together to make Spokane the safest city of its size in the United States" said Police Chief Anne Kirkpatrick. Sergeant Dennis Walter also stated, "The acts of these three officers has probably prevented the victimization of several of Spokane's most vulnerable citizens. Working with and around all three of these officers, this type of work (proactive) has been observed many times. This also shows that police work is a team effort (NRO, Patrol, Crime Analysis). It is my opinion these three officers and Crime Analysis should be recognized for the extraordinary effort that they put out on a daily basis to make Spokane "The safest city of its size in the United States."

Officer Downing and Officer Redmon – Downtown

There has been an increase in strong arm robberies and assaults from customers coming to and leaving the STA Plaza on buses. Victims are contacted at the plaza or on the bus and when they exit the assaults and robberies are occurring. Ofc. Downing and Ofc. Redmon ask that as much suspect information is included in the reports because many times they are able to ID them from STA Security or the camera system that they have. Knowing what time they left the plaza and what bus would help so they can back track when they were at the plaza and pull the security tapes. Many times they can pull the tape and see who all entered the bus with the victim.

Increase in thefts from downtown stores because of the holiday so Ofc. Downing and Ofc. Redmon are increasing foot patrols in the skywalks and downtown shopping areas and parking garages.

Increase in known gang members frequenting the plaza and hanging out all day. Ofc. Downing and Ofc. Redmon will attempt to ID as many as possible.



WEEKLY PATROL TEAM EFFORTS

NORTH SIDE

Team 6 – Swing Shift

The team has been hammered w/vehicle thefts.

There has also been an increase in vehicle prowling in the Gonzaga area and east of Hamilton between Sharp/Trent. On Friday, 12/03/10, three members of the team worked a vehicle prowler emphasis. This was to address the recent increase of vehicle prowling in the area of Jack and Dan's Tavern and the neighborhood to the south to the area of Columbus/Centennial Trail. [REDACTED]

Team 8 – Swing Shift

Stolen vehicles dumped in area of [REDACTED] – officers arrested [REDACTED] in stolen vehicle ([REDACTED]).

Stolen vehicle located at Cincinnati & Wabash – [REDACTED] and [REDACTED] arrested.

[REDACTED] W. Chelan, [REDACTED] W. Shannon, and [REDACTED] W. Gardner tied together with stolen vehicle suspects.

[REDACTED] arrested at Action Recycling with stolen items from burglary.

Purse snatch at Fred Meyer on Francis – a stolen vehicle used and stolen plates on suspect vehicle.

[REDACTED]

Prowl checks will continue in shopping areas.

Team 10 – Power Shift

Ofc. Wheeler patrolled around [REDACTED] W. Boone and noted a lot of foot and vehicle traffic. He contacted [REDACTED]

[REDACTED]

Ofc. Wheeler contacted [REDACTED] They allegedly threatened to shoot up the house. No weapons found and no probable cause.

Ofc. Wheeler arrested [REDACTED] N. Altamont. He was wanted on a 1st Degree Unlawful Possession of a Firearm. He also arrested [REDACTED] on his felony warrants.

Ofc. Wheeler developed information that [REDACTED] has a DOC warrant.

Ofc. Wheeler assisted the Gang Unit and FBI in arresting a subject that had been on the run for some time.

Ofc. Wheeler arrested [REDACTED] on a warrant. He also arrested [REDACTED] on his warrants and for DVOPV. [REDACTED]

Ofc. Wheeler checked [REDACTED] E. Sanson and [REDACTED] E. Mission [REDACTED] for [REDACTED] He may be frequenting [REDACTED]



Weekly Wrap-Up for Wednesday - December 08, 2010

While on his days off, Ofc. Wheeler provided Ofc. Preuninger the location of [REDACTED] [REDACTED]. Ofc. Preuninger and Ofc. McCollough got in a foot pursuit and then arrested him. They recovered a sawed off shotgun tied to his arm concealed under his coat and he also had a can of pepper spray holstered on his hip. The shotgun had the serial numbers filed off. Hopefully this will keep him in jail for a couple weeks.

Ofc. Rogan arrested ROP [REDACTED] for theft at Jo-Ann Fabric on W. Francis. He also contacted [REDACTED] [REDACTED] walking in the area at 0200 hours, was not dressed for cold weather and said was helping a friend (UNK name) get his car out of a snow bank.

Ofc. Prim and Ofc. Matthew arrested [REDACTED] for PCS – Meth, large quantity (21g), no baggies, scales, etc. [REDACTED] was detained by Rite Aid on N. Division for shoplifting.

Ofc. Prim booked [REDACTED] for theft. [REDACTED] which is still remains a problem in the Shadle/Five Mile area. [REDACTED] walk away from [REDACTED] and continue to rob, steal, fight, etc.

Ofc. Matthew arrested [REDACTED] for 1st Degree Robbery.

SOUTH SIDE

Team 9 – Power Shift

On 12/06/10, there was a robbery attempt at the Conoco Quik Mart at 4501 S. Regal. A K-9 track was conducted without success.

Team 11 – Power Shift

Officers responded to numerous weather related issues such as accidents, stuck vehicles, and avoiding accidents themselves.

Officers followed up on a Forgery call and arrested a female for four counts of Forgery, recovered a stolen gold heirloom, and also made an arrest for DVOP. Officers are also following up on a Burglary call in recovering the stolen property.

Officers assisted SIU in stopping and identifying a drug dealer.

Officers arrested [REDACTED] for Burglary 1st degree after he used an axe to break into an occupied neighboring apartment at [REDACTED] E. Union.

Officers arrested subject, [REDACTED], who is prohibited from victim's home by DV No Contact Order, came to location with knife and threatened to kill her as well as two other subjects in the home. [REDACTED] was arrested for three counts of Felony Harassment (including a Domestic violence count) and one count of DVOPV.

Officers responded to multiple fights at downtown bars.

Team 13 – Graveyard Shift

[REDACTED] on E. Trent – Continual burglaries where suspects are cutting through fencing and stealing scrap batteries.

Armed Robberies throughout the county has now moved into the city. [REDACTED]



██████████ creating CFS on assaults and disorderlies.

██████ E. 4th – House is in Probate and several CFS on random tenants allowed to short stay inside; assaults, disorderlies, alcohol violations.

TRAFFIC UNIT

The Traffic Unit has gotten \$8,800 in equipment through the School Zone grant.

The Traffic Unit received nearly another \$5,000 through the Washington State Traffic Safety Commission's Law Enforcement Liaison program.

The Traffic Unit conducted a Child Car Seat check on the 6th. 24 seats were checked - finding a 94% potentially catastrophic misuse rate.



Meeting Minutes for Wednesday – December 15, 2010

Attendance: Major Johnson, Major Stephens, Captain Scalise, Lieutenant Arleth, Lieutenant Cummings, Lieutenant Drollinger, Lieutenant McGovern, Lieutenant Olson, Lieutenant Richards, Lieutenant Walker, Sergeant Torok, Alisha Grow, Tom Michaud, Ryan Shaw, Carly Cortright, Kiley Friesen

Absent: Chief Kirkpatrick, Assistant Chief Nicks, Captain Braun, Captain Winkey, Lieutenant Mullennix, PIO DeRuwe, Larry Stevens

NOTE: In an effort keep the citizens of Spokane aware of recent SPD activities, this weekly report can be accessed on our website, <http://www.spokanepolice.org>, by clicking the “AIM” button towards the bottom of the page.

Around the Room

Carly Cortright noted that the November AIM report will be sent out at the end of the day today. There was only one item that needed follow up so please be sure to read through the report.

Carly Cortright also brought up that AIM will be discussed at the administrative retreat in January 2011 to discuss how we can improve the AIM program. We need to figure out a way to continue providing information to the community and City Council without jeopardizing the integrity of ongoing investigations. The simple solution to that is to make sure that the information being submitted for the AIM weekly report is completed and all goals surrounding that specific case have been accomplished. If the information could potentially jeopardize the investigation, don't submit it at all until the investigation is complete. While the redaction of suspect names and locations of incidents is automatically done to all AIM minutes, there needs to be some accountability from those intimate with the actual case details in regards to the release of other information that may be deemed sensitive to ongoing investigations. Additionally, it is seen by several pairs of eyes before it is released publicly which should provide ample opportunity for any sensitive information to be caught and properly redacted before release.

Tom Michaud suggested that we start capturing statistics on non-lethal incidents. There are several incidents that occur each week where officers would be justified to use more force and in fact do the opposite and use less force to bring an incident to a safe conclusion. There has been high media interest in this topic.

Crime Trend Debrief

Ryan Shaw provided this week's statistics:

Crime rates are within the normal range.

Vehicle prowling has jumped back up; specifically around the Spokane Arena during sporting events. Last weekend there was the WSU game and the Chiefs game and a suspect was seen in the area peering in vehicles.

The vehicle theft numbers have been on a steady decline or stayed about the same.

One additional indecent exposure incident was reported with the same MO as [REDACTED] on Cannon Hill.

Weekly Debrief

Investigations Update

The Major Crimes Unit has seen an uptick in season robberies. Detectives believe there are four or five suspects committing these robberies. They are working on developing suspect information.



SIU is continuing their investigation into the Hillyard Business District. Major Stephens and Captain Scalise attended a meeting to further discuss these issues the night of 12/15/10. They will provide follow-up at the next AIM meeting.

Patrol Update

Patrol has been responding to crashes and other traffic related issues due to the weather.

Ofc. Geren arrested five juveniles for burglary when he found them living on the baseball field in the Shadle area. Ofc. Geren had previously contacted the juveniles in the same location. All of them are escapees from Excelsior. There has been a recent spike in commercial burglaries that can be attributed to these juveniles. They have been causing several problems when they run away from Excelsior.

[REDACTED]

NRO ROUND-UP

Officer Taylor – Northwest

[REDACTED] N. Oak – [REDACTED] lives at this address. Officers have responded to parties in the past. Recently, one of the neighbors was complaining about the activities at the address and surprisingly enough in a matter of days his wife's garaged 2007 Camry was keyed and painted (both exterior and interior). Ofc. Taylor talked to the property owner who said [REDACTED] has given him 30 days' notice that he was vacating the premises (01/13/11). Please forward any incident numbers to Ofc. Taylor if officers are called to the address.

[REDACTED] N. Ash – Ofc. Taylor is still receiving information of short stay traffic. He contacted [REDACTED] who says he lives at the address [REDACTED] does not have any drug arrests and Ofc. Taylor has not been able to confirm if this is a valid complaint.

**Officer Douglas – West
No New Updates**

Officer McIntyre – Nevada/Lidgerwood

Ofc. McIntyre has mailed out a Chronic Nuisance Letter on [REDACTED] E. Everett. It is actually [REDACTED] [REDACTED] They both have 10 days to respond when they receive the letter.

Ofc. McIntyre has also mailed out a Chronic Nuisance Letter on [REDACTED] E. North. This is [REDACTED] who is under the influence and loud on a daily basis. [REDACTED] who will also have 10 days to reply.

Autumn Ridge Complex (7016 N. Colton) also has renters in [REDACTED] who qualify to receive a Chronic Nuisance Letter. [REDACTED] [REDACTED] The manager is very happy!

Surveillance cameras are being utilized by [REDACTED] E. Euclid. They do have one facing the back yard and one facing the west side of the property line. The complainant lives at [REDACTED] E. Euclid [REDACTED] She says she has caught [REDACTED] looking into her kitchen window and he turns the camera to look inside her home. Ofc. McIntyre has written a report and if officers get called back or see that the west side camera is actually pointed at the complainant's window please take a picture of the angle from outside the house and contact Ofc. McIntyre.



Meeting Minutes for Wednesday – December 15, 2010

Patrol responded to a DO A at [REDACTED] E. Walton. Ofc. McIntyre contacted “suspicious people” going inside the next day. [REDACTED] and might be moving in; [REDACTED] They both have numerous prior drug/prostitution contacts.

[REDACTED] received her Chronic Nuisance Letter regarding [REDACTED] E. Everett. [REDACTED] called and said she is a DV victim because of [REDACTED] who forces his way into the house and assaults her. She will be coming in for a meeting. Ofc. McIntyre needs any officer who has responded to this address to call her and describe their observations in detail. There are conflicting details from the neighbors and [REDACTED]

Ofc. McIntyre assisted detectives at [REDACTED] E. Wedgewood [REDACTED] on some follow up of stolen items. Living at this location is [REDACTED] [REDACTED] Ofc. McIntyre has been told they both are active thieves.

Eviction has been started by Owner of [REDACTED] E. Longfellow. [REDACTED] [REDACTED] They have 28 days to vacate.

WANTED

[REDACTED] [REDACTED]

Ofc. McIntyre has been told two of the apartment complexes North of Division are hiring weekend security to patrol their lots. Ofc. McIntyre is trying to get names of the company and find out the rules they follow regarding contacting suspicious activity/vehicles coming and going.

Officer Thomas – Northeast

Ofc. Thomas is working suspected drug houses at [REDACTED] N. Crestline and [REDACTED] N. Cincinnati [REDACTED]

He is also working noise complaints at [REDACTED] E. Columbia, [REDACTED] E. Courtland and [REDACTED] E. Mission

Officer Strassenberg – East Central/Garry Park

Vehicle Prowling Detail – On 12/10/10, several of the NROs took part in a vehicle prowling detail. Det. Devin Presta from the detective's office also took part. [REDACTED]

[REDACTED] This is a very hit/miss crime to target. [REDACTED] During the detail [REDACTED] officers observed drug activity. An FI was completed regarding that incident.

[REDACTED] E 10th – Nuisance house with heavy drug issues. Officers made a fugitive arrest out of the house and Ofc. Strassenberg filed chronic nuisance on the home earlier this week. The house continues to see heavy short foot traffic and the property owner is trying to evict as soon as possible.

[REDACTED] was recently evicted from [REDACTED] E. 9th. [REDACTED] on 9th had seen a lot of short stay drug traffic. [REDACTED] is a major player in the local meth/stolen car trade. [REDACTED] has DOC warrants and [REDACTED] was hiding him. After [REDACTED] jumped from the second story window on a police contact last week, Ofc. Strassenberg cited [REDACTED] for rendering. The following day he contacted a male, [REDACTED] again hiding in [REDACTED] was wanted for parole violations and dumped a crack pipe on the floor.

[REDACTED] dumped crack cocaine in the back seat of the patrol car as well. [REDACTED] in the 9 /Perry area and also [REDACTED] E. 10th.



█ S. Ivory continues to be a nuisance home. █ is awaiting trial on a rape charge. █ is wanted on several local warrants. █ and the house on 10th. The house is still seeing a lot of young male transient activity. Ofc. Strassenberg is working on another nuisance cite/booking for █

**Officer Draper – Southeast/Southwest
No New Updates**

**Officer Downing and Officer Redmon – Downtown
No New Updates**

WEEKLY PATROL TEAM EFFORTS

NORTH SIDE

Team 10 – Power Shift

Major Crimes Det. Hamond developed probable cause for 1st Degree Assault for █ regarding a stabbing that occurred on 12/11/10 at █ He is a violent offender currently under DOC supervision. Ofc. Wheeler and another officer located and arrested █ on 12/13/10.

In last week's wrap-up, Ofc. Wheeler noted that he had developed information that █ and he also had a DOC warrant.

On 12/09/10, Ofc. McCollough and Ofc. Preuninger chased down and arrested █ Officers developed information that █ was standing at the intersection of Wellesley and Regal. The officers were aware that █ had two outstanding warrants for a Felony Drug violation and a Department of Corrections violation. When the uniformed officers arrived on scene, they immediately recognized █ Ofc. McCollough immediately ordered █ to stop. Instead of obeying the command, █ began to run away from the officers. Both officers gave chase. As they were chasing █ they saw him throw off a backpack and other items. Officers also noticed that █ was pulling at something at his left hip.

After approximately a block, █ ran behind a house and then slipped and fell on the snow. Officers caught up to him, and as they were attempting to arrest him, █ was still refusing the officers' commands. Officers noted that █ had a canister of OC spray in a holster on his right hip and that █ was still trying to obtain something from his left hip area. Ofc. Preuninger was able to get █ hand out and discovered that █ was trying to access a sawed-off shotgun that he had concealed in his pants along his left hip. The shotgun was attached by a strap to █ left hand. Officers managed to safely arrest and handcuff █ He was then transported and booked into the Spokane County Jail for Unlawful Possession of a Firearm due to his previous Felony convictions, and Possession of an Unlawful Firearm

Ofc. Matthew arrested █ for 2nd Degree Burglary, PCS Meth, and PCS Heroin. █

Ofc. Wheeler and another officer arrested █ on felony warrants from █ N. Atlantic █ Ofc. Wheeler arrested █ on a warrant. He was again leaving █ W. Boone where there is still a lot of traffic coming and going from that address.

Ofc. Wheeler is developing information █



Meeting Minutes for Wednesday – December 15, 2010

Ofc. Bulkley worked on [REDACTED] N Ash. [REDACTED] He also assisted another officer with a warrant arrest at [REDACTED] W. Sharp and worked on short stay traffic at [REDACTED] N. Post with NRO Ofc. Taylor.

Ofc. Rosenthal arrested [REDACTED] for 2nd Degree Theft after they stocked their cart and made a run for it into the parking lot. They were intercepted by Loss Prevention Officers.

Ofc. Rosenthal arrested [REDACTED] on an outstanding warrant at [REDACTED] E Dalton. She has PC to arrest [REDACTED] for DVOPV. The affidavit is written.

Ofc. Rosenthal arrested [REDACTED] for one count City Assault – DV and one count of City Assault.

Ofc. Rosenthal stopped [REDACTED] and gave him two tickets. He became very angry with Ofc. Rosenthal and told her to “shut up.”

SOUTH SIDE

Team 3 – Day Shift

On 12/01/10, radio advised of an escapee from a Geiger work crew. [REDACTED] escaped from the area of Hartson and Arthur. Ofc. Mason was assigned to the Tahoe and to the area to look for the escapee. He did locate an address associated with [REDACTED] at [REDACTED] E. 10th. The residence was secured and the renter did give us permission to search. [REDACTED] was not there but this house is a problem address. NRO Ofc. Strassenberg is keeping track of calls to the residence to have it declared a nuisance. On 12/03/10, officers checked an apartment at [REDACTED] for the suspect. He apparently had been seen at this address the day of the call. Officers did not locate him but another wanted subject from DOC, [REDACTED] was located at the address. [REDACTED] SIU was contacted and advised.

On 12/09/10, Ofc. Watson spent time prowl checking area from Hatch to Perry and 28th to 31st as numerous thefts in the area have been reported. He also prowl checked area from Oak to Madison and 6th to 11th where there have been numerous vehicle prowls and vehicle thefts.

On 12/10/10, officers received complaints of speeders in the area of Ferris High School when school lets out every day. Ofc. Watson was assigned to area and he also requested a traffic officer to work the area. Ofc. Watson prowl checked the areas of 31st to 28th and Hatch to Perry due to numerous thefts being reported.

Ofc. Mason is assigned the Tahoe in the area of Bemiss grade school and attempted abduction occurs when a student is on the way to school. Ofc. Mason is assigned to the area after school, but the suspect was not located.

Team 11 – Power Shift

Officers tracked down and identified a suspect in an earlier Burglary via the stolen cell phone from that incident. Officers have probable cause for an arrest and are working on further charges.

Officers responded to the downtown library to assist security in removing [REDACTED] was highly intoxicated and refused to leave so the library could close. When officers contacted [REDACTED] she began throwing books. [REDACTED] was removed from the library and trespassed for one year.

Officers responded to a Child Abuse call at [REDACTED] E. Commerce. After interviews, they arrested [REDACTED] for 2nd Assault of a Child for assaulting a nine month old.



Meeting Minutes for Wednesday – December 15, 2010

Officers responded to a homicide at [REDACTED] E. Augusta [REDACTED]. While on the call, Officers responded to “Shots Fired” calls in the Gonzaga University area. Officers located the suspect, who had a self-inflicted gunshot wound to the head. The suspect ran from officers, who gave chase and caught him. The suspect continued to be combative while in the ambulance and at the hospital. The investigation included four different crime scenes and multiple witnesses.

Officers responded to a felony assault of an off duty city officer at the Perkins on N. Division and arrested of two suspects.

Officers arrested [REDACTED] after he engaged in a physical altercation with Davenport security after trespassing on their premises. [REDACTED] not only fought with Davenport Security but with also with Officers during the investigation and arrest. [REDACTED] was booked on two counts of Third Degree Assault.

Officers arrested [REDACTED] at 9th/Sherman after contacting him in the street. [REDACTED] had a DOC escape warrants as well as one local felony warrant containing six separate charges.

Officers responded to a shots fired call at [REDACTED] S Jefferson stemming from a drug debt owed by the victim. Officers ended up in a foot chase and also a Taser deployment.

NEXT MEETING:

January 2011



NO AIM MEETING THIS WEEK

SEE WEEKLY PATROL AND NRO EFFORTS BELOW

NOTE: In an effort keep the citizens of Spokane aware of recent SPD activities, this weekly report can be accessed on our website, <http://www.spokanepolice.org>, by clicking the “AIM” button towards the bottom of the page.

NRO ROUND-UP

Officer Taylor – Northwest

█ **W. Wellesley** is quickly becoming a chronic nuisance. There have been party/ assault calls at the address. Please forward Ofc. Taylor the incident numbers if officers respond and he will do the follow up.

Officer Douglas – West No New Updates

Officer McIntyre – Nevada/Lidgerwood No New Updates

Officer Thomas – Northeast No New Updates

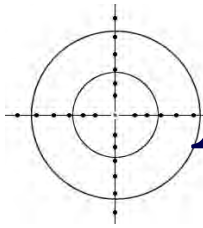
Officer Strassenberg – East Central/Garry Park No New Arrests

Officer Draper – Southeast/Southwest

Retirement Center Burglaries – A two week investigation led to the arrest of █ for burglarizing both the Rockwood Retirement community and the Waterford Retirement community. The investigation has also led to information that █ may have committed numerous other burglaries at retirement communities both City and County wide in the past few months. This involved great team work with Crime Analysis, Ofc. S. Kennedy and Ofc. Howe; along with the continued follow up work by Detective Turman. Thanks to a break in the case Ofc. Draper received; a search warrant was prepared by Ofc. Kennedy and Ofc. Howe, and Det. Turman may be able to reunite victims with over 1000 pieces of stolen property, mostly jewelry.

Vehicle Prowling Special with NROs – On 12/09/10 Ofc. Draper assisted in a holiday season vehicle prowling sting that was planned by the NRO unit.

█ E. 40th – Chronic Nuisance – This house has been a constant drain on police services and has negatively impacted the quality of life for this neighborhood for well over a year. After Ofc. Draper served two separate Chronic Nuisance letters to the property owner, he had the property owner sign a contract on Sept 22, 2010 stating there would be no further criminal activity or violations related to chronic nuisance. An assault arrest was made since the agreement and Ofc. Draper has contacted the property owner demanding



Team 10 – Power Shift

[REDACTED]

Ofc. Rosenthal and Ofc. Bulkley arrested [REDACTED] for city assault /DV from [REDACTED] W Gardner, [REDACTED]

Ofc. Rogan and Ofc. Rosenthal arrested a 12 year old for 1st Degree Burglary, for stealing a laptop from St Patrick's Catholic school. There is an outstanding Projector that was taken as well, but traded for drugs.

Ofc. Rosenthal took a burglary report in west central where a gun and 11 swords were stolen in broad daylight from their home while gone.

Team 12 – Power Shift

Post/York – Fight and possible carjacking involving [REDACTED]

[REDACTED] W. Wellesley – Party House/Fights/Underage Drinking/Multiple Responses/NRO advised

Aggressive/Assaultive Panhandlers – Perkins (N. Division), Eagles Lodge, Swinging Doors, and Applebee's – possibly associated with [REDACTED] Two involved parties from the Perkins incident were [REDACTED]

[REDACTED] N Cedar – Cooperative tenants allowing Stat-5s to stay at the location. Warrant arrests.

Officers responded to a two car collision with serious (possibly life threatening injuries) at Cedar near Panorama. The unrestrained driver of one of the vehicles received substantial head injuries.

Team 14 – Graveyard Shift

Officers arrested [REDACTED] for possession of a stolen vehicle, and [REDACTED] for possession of a stolen vehicle and attempt to elude. [REDACTED] drove past officers who were investigating another incident in a reckless manner and fled when officers attempted to stop them. After eluding officers, they ditched the vehicle and left of foot. Ofc. Douville contacted them as suspicious suspects and other officers found the stolen vehicle in the area. Shoe prints in the snow put the [REDACTED] at the vehicle.

[REDACTED] was arrested for attempt to elude after running from officers on a traffic stop. He was found via K-9 track and attempted to climb a tree to escape. He reluctantly came down after determining that officers would not leave.

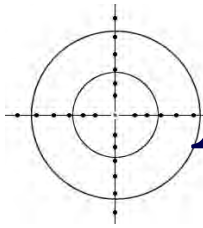
21 E Lincoln Rd. Stage 54 – Business has started to generate alcohol related calls for service. Patrol has responded to disorderlies and fights at the location.

Patrol has responded to [REDACTED] W Boone [REDACTED] several times for DV calls. There are at least nine people living in the tiny one-bedroom apartment, which may conducive to irritability amongst tenants.

Team 16 – Graveyard Shift

Team 16 has been working the street gangs in west central fairly hard this week. Together with assistance from the gang unit officers Ofc. Everly and Ofc. Potter targeted the street level gangs in west central. Three arrests were made this week and all were gang related.

Team 16 had a significant increase in in DUI arrests and related Hit and Run accidents. The team spent more time than usual with slide off vehicles and one vehicle accidents. Road conditions were very poor the entire week.



SOUTH SIDE

Team 1 – Day Shift

Officers spent one to two hours each day except Friday on foot beats downtown. This was in response to a request from the Downtown NROs who have noted increased presence of gang members at the STA Plaza and an influx of holiday shoppers at the mall and nearby blocks.

On Monday, [REDACTED] was contacted making excessive noise at Main/Post. An FI was done and forwarded to the NROs.

On Friday, Officers Gately, Coleman and Shearer (Team 3) contacted six transients trespassing inside a vacant commercial building at 4th/Bernard. This building has seen much vandalism in the past year. All six were arrested and booked for 1st Degree Trespass. One was wanted by SCSO detectives for at least one robbery. (The others were booked as some didn't have ID; some had no SPRS photos, and they were in the company of the wanted subject.)

[REDACTED]

Team 7 – Swing Shift

Vehicle prowling at [REDACTED] E 45th. No force, all doors were left open and items were taken in a stashed area. There are two known reported incidents and second hand information of four others not reported with victims expecting no response.

East Sprague and 1st/Pine – There are a lot of johns cruising the area for prostitutes. This would be a good time for a sting.

Team 9 – Power Shift

Ofc. Fairbanks and Ofc. Jones developed PC that [REDACTED] was staying at [REDACTED] S. Maple and currently at the location. [REDACTED] had confirmed felony & misdemeanor warrants. [REDACTED] secreted himself in the attic & finally surrendered after a K9 announcement into the attic was made.

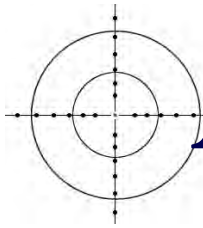
[REDACTED] was arrested after leaving [REDACTED] N. Wall. [REDACTED] was driving [REDACTED] car, refused to stop when signaled, ran from the vehicle, and was located hiding under vehicles in a neighbor's driveway. [REDACTED] was booked for DWLS 3rd and Fail to Stop When Signaled. [REDACTED] was uncooperative and hostile.

Team 13 – Graveyard Shift

Ichibans 202 West 3rd Ave. – Increasing bar type problems. Officer Jamieson and Officer Van Tassel also made a PCS with Intent - Cocaine arrest from a call originating here. Increasing T4 contacts as well.

[REDACTED] East 29th – [REDACTED] often drunk and fighting which resulted in four calls in two weeks to this residence.

[REDACTED] East Nora-- [REDACTED] resident. Suspicious activity at the house.



Team 15 – Graveyard Shift

Ofc. Hewitt briefed downtown units on problem bars, which include Raw, Mix 916, and Irvs. Officers conducted extra checks of the bars, but did not locate any criminal or out of the ordinary activities. There were very few downtown related problems.

Continued prowl checks of the 9th/Perry area. The cold weather has seemed to slow this area down some, but it will likely increase in the future.

Suspect [REDACTED] [REDACTED] broke into the residence at [REDACTED] E. 30th and was confronted by the homeowner. [REDACTED] was armed with a knife at the time of the burglary and fled on foot after the confrontation. The homeowner chased [REDACTED] on foot and during this chase, [REDACTED] produced the knife and began chasing the victim with it. Officers were able to intervene and took [REDACTED] into custody. He was booked for 1st degree burglary.

Neighbors reported observing several subjects breaking into the residence at [REDACTED] S. Fiske. Officers arrived at the scene and observed at least three subjects fleeing the area on foot. Two females were detained walking away from the location and a K-9 track located the male that was seen running. The second male was detained at [REDACTED] S. Fiske, his residence. [REDACTED] was the male that was located by the K-9. He has extensive history including armed contacts and was claiming to be a norteno gang member. [REDACTED] [REDACTED] were all arrested for 1st trespassing. ([REDACTED] also for obstructing). These individuals had some narcotics selling messages on their phones and may also be more involved with other thefts, mal mischief, and problems in the East Sprague area.

[REDACTED] [REDACTED] E. 36th – Three responses to a large party with fights at this location. Party goers were possible [REDACTED] [REDACTED] Most subjects fled upon police arrival and the "victims" of the assaults did not wish to cooperate. Officers will monitor this house for increased activity.



SPOKANE POLICE DEPARTMENT
Accountability Information Management

Personnel Management

I.A. Reports
Unit Staffing and In-Field Time

SERVICE • PRIDE • DEDICATION



SPOKANE POLICE DEPARTMENT
Accountability Information Management

Personnel Management

I.A. Reports

SERVICE • PRIDE • DEDICATION

Internal Affairs

	Current Month	Same Month Previous Year	Year To Date	Previous Year Year to Date
Citizen Complaints	3	6	65	
Internal Complaints	3	1	12	
Use of Force Application Total	9	9	94	
Taser	6	1	26	
LV Neck Restraint	2	3	24	
K9 Application with Injury	2	4	24	
Total On-Duty Collisions	9	4	45	
Legal Intervention	5	0	13	
Preventable	1	4	21	
Non-Preventable	3	0	11	
Cases Closed	4	7	77	
Exonerated Dispostions	3	11	57	
Unfounded Complaint Disp.	2	1	34	
Not Sustained Dispositions	3	0	10	
Admin Suspended Dispositions	0	0	3	
Changed to Inquiry Disp.	0	0	9	
Mediation Dispositions	0		14	
Training/Policy Failures	0	0	6	
Sustained Dispositions	2	6	13	
Counseling	0	0	7	
Letter of Reprimand	0	0	1	
Suspension	1		2	
Termination/Resignation	0	1	0	
Commedations	20	11	171	

2010 Collision Costs

This section was added to track the costs of fixing and/or replacing SPD Fleet due to collisions involving SPD vehicles. Data will be updated each month as new collisions occur and previous incidents' data becomes available (some collisions involve Risk Management and this may take several months to receive this data).

The following includes details from January to December 2010:

There were 59 reports of collisions or property damage involving SPD vehicles. Of these, 26 were Preventable, 16 were Non-Preventable, and 17 involved Legal Intervention.¹

Total cost to date is \$165,276.14. Of this total, \$51,925.30 was Preventable, \$56,059.09 was Non-Preventable, and \$57,291.75 was for Legal Intervention.

This total includes the cost of three vehicles that were totaled and therefore needed to be replaced. All three had between 75,000 and 90,000 miles and were still operational, as there are over two dozen vehicles in the fleet with higher mileage. Cost to the department to replace these vehicles is approximately \$87,003.07. One was deemed Non-Preventable (citizen ran red light and hit an SPD vehicle), one was declared Preventable (officer removed vehicle from a stuck position), and the other was for Legal Intervention (used to PIT a vehicle in a pursuit).

¹ IA Terminology: Preventable – Officer at fault; Non-Preventable – Officer not at fault; Legal Intervention – Intentional use of a patrol car to end a pursuit.

2010 Use of Force Report

The following includes use of force numbers from January to December 2010:

JANUARY	
K9	3
TASER	0
LVNR 1-2	1
OTHER	5
TOTAL	9

FEBRUARY	
K9	2
TASER	2
LVNR 1-2	3
OTHER	2
TOTAL	9

MARCH	
K9	0
TASER	1
LVNR 1-2	0
OTHER	1
TOTAL	2

APRIL	
K9	1
TASER	3
LVNR 1-2	2
OTHER	4
TOTAL	10

MAY	
K9	1
TASER	2
LVNR 1-2	4
OTHER	2
TOTAL	9

JUNE	
K9	3
TASER	2
LVNR 1-2	1
OTHER	2
TOTAL	8

JULY	
K9	2
TASER	1
LVNR 1-2	1
OTHER	1
TOTAL	4

AUGUST	
K9	3
TASER	5
LVNR 1-2	2
OTHER	3
TOTAL	13

SEPTEMBER	
K9	4
TASER	1
LVNR 1-2	4
OTHER	1
TOTAL	10

OCTOBER	
K9	1
TASER	3
LVNR 1-2	2
OTHER	1
TOTAL	7

NOVEMBER	
K9	2
TASER	0
LVNR 1-2	3
OTHER	1
TOTAL	6

DECEMBER	
K9	2
TASER*	6
LVNR 1-2*	2
OTHER	1
TOTAL	10

*Taser Applications and Neck Restraints occurred in the same incident.¹

¹ There may be multiple use of force applications in one incident. We currently do not track total applications of all uses of force with the exception of the three listed above. Typically, K-9 Deployments, Taser applications and neck restraints will not occur in the same incident, however, this does occur on occasion.

NOVEMBER DEBRIEF OF INCIDENTS

K-9 DEPLOYMENTS

Incident #1 – Officers were checking a residence for a suspect who had two confirmed warrants. They saw the suspect in the residence and witnessed him run and hide in the basement. A K-9 Handler responded with his K-9 who located the suspect hiding behind the stairs in a storage room and apprehended the suspect by contacting him on his right arm. The suspect complied with the commands given by officers, who were able to take the suspect into custody without further incident.

Incident #2 – Officers were looking for a suspect they had probable cause to arrest for a violent felony, and who also had a DOC warrant. Officers located the suspect and made contact with him at a residence. The suspect fled out the back door of the house, but three officers and a K-9 were waiting in the yards south of the residence. The suspect failed to comply with three orders to stop running, jumped one six foot fence and attempted to jump another until the K-9 contacted him on his right leg. The suspect continued to fight officers and the K-9 until he was taken into custody.

LATERAL VASCULAR NECK RESTRAINTS

Incident #1 – The suspect led officers on a pursuit and disregarded the safety of the citizens of Spokane as well as the officers attempting to stop him. Officers were only able to stop the suspect by using a Pursuit Intervention Technique (PIT). Once stopped, the suspect failed to comply with officers' commands. He made no statements and continued to reach under his seat. Officers were forced to reach into the vehicle to try and control the suspect, but he became assaultive. The suspect elbowed one officer in the jaw and then grabbed that officer around the legs attempting to take him to the ground. One officer fired his Taser, but the suspect did not respond to this. Officers then utilized a drive stun with the Taser, which also had no effect. The suspect was displaying an enormous amount of strength and was trying to get up while four officers tried to keep him down. To minimize injuries to all involved, a Level 2 Lateral Vascular Neck Restraint was then applied and the suspect was rendered unconscious, allowing officers to handcuff him.

Incident #2 – Officers stopped a vehicle for a traffic violation and found that three of the occupants had valid warrants. One officer began to handcuff one suspect and as soon as he began to apply the handcuffs, the suspect took off running. The officer pursued him on foot and was able to catch up to him. The officer placed him in a Level 1 Lateral Vascular Neck Restraint and ordered the suspect onto his stomach and he complied. The officer was unsure if the suspect had any weapons as he had not been searched. As the officer lifted his weight off of the suspect to handcuff him, the suspect turned over onto his back and grabbed a hold of the officer's arms causing a struggle to ensue. At this point, the officer was becoming fatigued from the struggle and did not want himself or the suspect to be injured. The officer fired his Taser at the suspect's lower back. The probes made contact, but one was pulled out during the struggle and had no effect on the suspect. The officer maintained control of the suspect until other officers arrived and assisted him in handcuffing the suspect.

TASER APPLICATIONS

Incident #1 – See Lateral Vascular Neck Restraint Incident #1

Incident #2 – An officer responded to a fight call where a gun had been used and shots were fired. Once on scene, the officer saw one of the suspects with a metal bar. The officer was alone and out-sized by an uncooperative suspect who continually ignored her commands to lay flat on the ground and stayed on his knees while reaching into his pockets. The suspect then jumped up from the roadway and began running. As the suspect headed down a slope which was snowy and icy, the suspect slipped and fell to the ground, which allowed the officer to attempt to gain control. The officer had control of one arm and the suspect refused to show his other hand. The officer deployed her Taser and the suspect relaxed, allowing him to be placed in handcuffs.

Incident #3 – An officer responded to an assault call where the suspect had assaulted a security officer. When the officer arrived on scene, security officers were physically restraining the male. As the officer attempted to speak to the suspect, he began to physically engage the officer. The suspect grabbed a hold of the officer's legs and arms in an attempt to pull the officer down. The suspect was refusing to obey commands and attempted to bite both the officer's leg and arm. The officer was the only officer on scene, aside from security who had not intervened. The suspect outweighed the officer by approximately 70 pounds. The suspect was able to roll around and struggled with the officer for several minutes. The officer utilized a drive stun with the Taser to control the suspect. This allowed the officer to be able to handcuff him.

Incident #4 – Officers engaged in a pursuit with the suspect and utilized a Pursuit Intervention Technique (PIT) to end the pursuit. The suspect attempted to flee in reverse and struck a patrol car. Officers were able to block the suspect vehicle in, but the suspect revved the engine, spinning his tires in an attempt to flee while officers were on foot around the vehicle. Officers broke out the windshield and side windows to gain access to the suspect, who refused to follow directions and instead reached down toward his waistband and the floorboards in an apparent attempt to access something, while continuing to rev the engine. One officer then struck the suspect on his left arm with his flashlight twice, while four other officers all deployed their Tasers through the broken out windshield. The suspect was still refusing to cooperate and was pulled out of the vehicle manually by officers. While in a prone cuffing position, the suspect continued to struggle and thrash around. At this point, two other officers both applied a drive stun application with their Taser to the suspect's lower back and he stopped resisting.

Incident #5 – Officers responded to a parking lot with several subjects "pulling guns." One officer ordered the suspect to stop, but he refused and walked away. The officer attempted to hold the suspect against a car and conduct a pat down for weapons. The suspect pulled away from the officer and began to run away. Two officers were able to take the suspect to the ground where he immediately reached to his waistband, a commonly known place to secrete weapons. The suspect refused to show his hands and officers believed he was reaching for a gun. One officer applied two knee strikes to the suspect's torso area with no effect. The officer then fired his Taser at the suspect's midsection, but only one probe connected. Officers then utilized a drive stun with their Taser, which allowed them to successfully take the suspect into custody.

Incident #6 – See Lateral Vascular Neck Restraint Incident #2

Use of Force Definitions

K-9 Deployments

In many instances, it is much safer for officers to search for suspects utilizing a K-9. Fleeing suspects demonstrate that they are willing to actively avoid capture and often have a plethora of hiding places in which to secrete themselves. The suspects have not been searched and it is unknown whether they possess weapons which could be used to ambush officers. The K-9s are able to locate suspects with much less risk to responding officers. The dog's sense of smell is also much more reliable than the officers' visual ability to conduct searches. The dogs prevent potential deadly force situations thereby making it safer for both officer and suspect.

Taser Applications and Lateral Vascular Neck Restraints

Taser applications and lateral vascular neck restraints are valuable tactics for officers to use when confronted with a resistive subject. Both tactics can prevent long, drawn out physical altercations which help to avoid excited delirium possibilities. When properly applied, the neck restraint and the Taser can end a fight quickly and make the apprehension much swifter: the longer the fight, the more potential for injuries to both officer and suspect as well as the possibility of excited delirium. Both tactics are likely to cause little to no injury and the recovery is quick when done.

The Taser can be applied in two ways; the drive stun, which is applied directly to the skin, or firing the probes, which will connect with a subject at a distance. There are two levels of neck restraints; Level 1 allows the officer to control the suspect and Level 2 allows the officer to render the subject momentarily unconscious giving officers several seconds to take the suspect into custody without further incident. Officers must take many things into consideration when determining whether to use a drive stun vs. firing the Taser or a Level 1 vs. Level 2 neck restraint. Severity of the crime, the threat the suspect poses and whether or not the suspect is actively resisting (assaultive or active resistance) – these questions are based on if a reasonable officer would feel the force used was appropriate.



SPOKANE POLICE DEPARTMENT
Accountability Information Management

Personnel Management

Unit Staffing and In-Field Time

SERVICE • PRIDE • DEDICATION

**Spokane Police Department
2010 Sick Time Usage**

	December 2010			2010 Total				
	Sick Time	Sick Average per Group	Extended Leave	Sick Time	Sick Average per Group	Sick Difference from Dept. Average	Extended Leave	Extended Leave Average per Group
Lt. Arleth								
TEAM2	109.37	9.1		1171.21	97.6	13.5	861.8	71.8
TEAM4	76.02	7.6		706.04	70.6	-13.5	21.3	2.1
TEAM6	117.37	11.7		575.38	57.5	-26.6	492.9	49.3
TEAM8	102.53	9.3	96.0	1134.24	103.1	19.0	557.4	50.7
Lt. Drollinger								
TEAM1	42.68	4.7	10.7	945.09	105.0	20.9	475.7	52.9
TEAM3	110.53	11.1	234.7	986.3	98.6	14.5	394.7	39.5
TEAM5	96.03	10.7		823.77	91.5	7.4	0.0	0.0
TEAM7	289.76	29.0	32.0	1249.28	124.9	40.8	437.4	43.7
Traffic	259.18	16.2		1645.27	102.8	18.7	162.0	10.1
Lt. Walker								
TEAM10	85.03	8.5		915.56	91.6	7.5	639.4	63.9
TEAM12	84.86	9.4		847.75	94.2	10.1	580.8	64.5
TEAM14	112.37	11.2		894.77	89.5	5.4	890.7	89.1
TEAM16	21.34	2.1		752.21	75.2	-8.9	282.7	28.3
K9	35.5	4.4		203.5	25.4	-58.7	398.0	49.8
Lt. Cummings								
TEAM9	64.01	6.4	152.0	1009.19	100.9	16.8	1125.4	112.5
TEAM11	61.68	6.9	168.0	873.07	97.0	12.9	1114.6	123.8
TEAM13	32.34	3.2	72.0	807.08	80.7	-3.4	191.7	19.2
TEAM15	257.41	23.4	123.1	1053.14	95.7	11.6	1363.2	123.9
Lt. Olson								
Community/Vol. Services	70	17.5		380	95.0	10.9	80.0	20.0
A.Auto/Patrol Admin/Fleet	126.5	21.1		500.5	83.4	-0.7	300.0	50.0
NRO	237	26.3	30.0	1115.75	124.0	39.9	30.0	3.3
Lt. McGovern								
MAJCR	40	2.7		866.5	57.8	-26.3	10.0	0.7
SAU	194.5	15.0	52.0	1314.09	101.1	17.0	484.0	37.2

Extended Leave covers FMLA, LEOFF II Injury leave, and Workers Comp

**Spokane Police Department
2010 Sick Time Usage**

	December 2010			2010 Total				
	Sick Time	Sick Average per Group	Extended Leave	Sick Time	Sick Average per Group	Sick Difference from Dept. Average	Extended Leave	Extended Leave Average per Group
Lt. Mullennix								
General Detectives/DV/TCU/Fraud	202.5	7.8	60.0	2606.35	100.2	16.2	300.0	11.5
Property Room	69	9.9		743.81	106.3	22.2	27.4	3.9
Lt. Richards								
CIU		0.0		424.25	106.1	22.0	0.0	0.0
GET	42	6.0	80.0	264.5	37.8	-46.3	196.0	28.0
SIU/RDTF	65.5	3.9		848.25	49.9	-34.2	722.0	42.5
Lt. Carl								
Academy	20	2.2		381	42.3	-41.8	0.0	0.0
Theresa Giannetto								
RCRD1	159.7	17.7	130.0	1086.2	120.7	36.6	170.0	18.9
RCRD2	121	7.1	168.1	1651.25	97.1	13.0	251.6	14.8
RCRD3	53.75	6.0		575.75	64.0	-20.1	585.7	65.1
David Lund, MA								
Planning	47.5	9.5		326.5	65.3	-18.8	0.0	0.0
Ryan Shaw								
Crime Analysis	67.6	13.5		343.75	68.8	-15.3	99.5	19.9
Marisa Kurtz								
RADIO1	48	4.4		826.75	75.2	-8.9	60.0	5.5
RADIO2	49	5.4		292.5	32.5	-51.6	0.0	0.0
Admin								
Admin Services	71	6.5		1054.25	95.8	11.7	662.7	60.2
ADMIN/IA/PIO/LEIS	28	2.3	70.0	517	43.1	-41.0	1003.0	83.6
Department Totals	3670.56	9.4	1478.6	32711.8	84.1		14971.7	38.5

Indicates Average Sick Time Use is Statistically Above Department Average



SPOKANE POLICE DEPARTMENT
Accountability Information Management

Budget Oversight

Overtime Bank
Department Spending

SERVICE • PRIDE • DEDICATION



SPOKANE POLICE DEPARTMENT
Accountability Information Management

Budget Oversight

Overtime Bank

SERVICE • PRIDE • DEDICATION

**Spokane Police Department
Overtime Usage Bank
December 2010**

	Overtime Bank	OT Hours Used	OT Hours Left	% Used
Lt. Arleth				
Bomb/EDU Breaching	900	827.47	72.53	91.94%
TEAM2	400	153.77	246.23	38.44%
TEAM4	400	174.95	225.05	43.74%
TEAM6	400	92.14	307.86	23.04%
TEAM8	400	148.86	251.14	37.22%
Lt. Drollinger				
TEAM1	400	380.78	19.22	95.20%
TEAM3	400	118	282	29.50%
TEAM5	400	225.76	174.24	56.44%
TEAM7	400	181.23	218.77	45.31%
Traffic	400	446.28	-46.28	111.57%
Lt. Walker				
TEAM10	400	523.27	-123.27	130.82%
TEAM12	400	716.52	-316.52	179.13%
TEAM14	400	361.14	38.86	90.29%
TEAM16	400	304.05	95.95	76.01%
K9	250	281.55	-31.55	112.62%
Lt. Cummings				
TEAM9	400	458.12	-58.12	114.53%
TEAM11	400	490.9	-90.9	122.73%
TEAM13	400	277.58	122.42	69.40%
TEAM15	400	411.14	-11.14	102.79%
CIT	120	8	112	6.67%
Lt. Olson				
Community Services	50	51.5	-1.5	103.00%
Special Police Problems	60	47	13	78.33%
Special Events	4100	4504.66	-404.66	109.87%
Volunteer Services	300	195.83	104.17	65.28%
NRO	100	98.83	1.17	98.83%
Abandoned Auto	20	0	20	0.00%
Patrol Administration	10	0	10	0.00%
Fleet	75	20.57	54.43	27.43%
Lt. McGovern				
MAJCR	1600	2149.69	-549.69	134.36%
SAU	190	322.21	-132.21	169.58%
TAC	200	83.75	116.25	41.88%
Lt. Mullennix				
General Detectives	220	173.26	46.74	78.75%
Property Room	60	45.5	14.5	75.83%
SWAT	1800	1440.62	359.38	80.03%
Lt. Richards				
CIU	60	46.5	13.5	77.50%
Dignitary	100	142.33	-42.33	142.33%
Gang	100	116.25	-16.25	116.25%
Honor Guard	140	122.75	17.25	87.68%
SIU	300	269.07	30.93	89.69%
Lt. Carl				
Academy/FTO	600	620.6	-20.6	103.43%
Hostage	250	192.36	57.64	76.94%

**Spokane Police Department
Overtime Usage Bank
December 2010**

	Overtime Bank	OT Hours Used	OT Hours Left	% Used
Theresa Giannetto				
RCRD1	400	546	-146	136.50%
RCRD2	400	327.41	72.59	81.85%
RCRD3	400	206.99	193.01	51.75%
Ryan Shaw				
Crime Analysis	40	0	40	0.00%
Marisa Kurtz				
RADIO1	2000	2207.58	-207.58	110.38%
RADIO2	2000	1808	192	90.40%
Admin				
ADMIN	250	287.98	-37.98	115.19%
PIO	175	176.58	-1.58	100.90%
Downtown Bike	850	981.34	-131.34	115.45%
Patrol Court OT	800	618.42	181.58	77.30%
Reimbursed (w/o S.E.)	3100	3782.92	-682.92	122.03%
LEIS	10	7	3	70.00%

Reserve Bank (4%) 1175

Skating Championship 1102.47 \$58,813

Spokane Police Department On-Call Bank				
	On-Call Bank	On-Call Used	On Call Left	% Used
Major Crimes	\$ 166,500.00	\$156,709	\$ 9,791.25	94.12%
Radio	\$ 50,000.00	\$20,691	\$ 29,309.00	41.38%
DSO	\$ 16,500.00	\$14,500	\$ 2,000.00	87.88%



SPOKANE POLICE DEPARTMENT
Accountability Information Management

Budget Oversight

Department Spending

SERVICE • PRIDE • DEDICATION

**Estimated SPD 2010 Ending Balance
as of December 31, 2010**

	Budget	YTD Expenditures	Encumbrances	Estimate to Year End	Ending Balance	Percent Used
Salaries/Wages	27,955,924	26,888,320			1,067,604	96%
Non Commission OT	243,200	272,580			(29,380)	112%
Commission OT	1,210,877	1,487,140			(276,263)	123%
Deferred Comp	1,031,794	1,077,042			(45,248)	104%
Misc Add-to-pays	1,414,573	1,371,866			42,707	97%
Termination Payouts	70,000	65,086			4,914	93%
Benefits (med/dent/life)	8,432,769	7,454,077			978,692	88%
M&O (supplies/services)	2,434,819	1,909,290	364,615	50,000	110,914	93%
IG Services	1,877,449	1,844,059	46,668		(13,278)	101%
Capital	910,366	1,085,235	13,138		(188,007)	121%
IF Services	6,077,634	5,022,358	326,543	450,000	278,733	88%
Operating Transfers Out	291,315	267,993			23,322	92%
Contra Account	(1,277,441)				(1,277,441)	
Ending Balance	50,673,279	48,745,045	750,964	500,000	677,270	98%

**Spokane Police Department
Expenditure Trend Rpt YTD Actuals**

ACCT NO.	DESCRIPTION	Budget	Enc 2010	YTD	Balance	% of 2010 w/o enc	% of 2010 w/ enc
LAW ENFORCEMENT ADMINISTRATION							
0680 21100 53000	SUPPLIES	\$ 15,391.00	\$ -	\$ 7,869.12	\$ 7,521.88	51.1%	51.1%
0680 21100 54000	OTHER SERVICES & CHARGES	\$ 169,900.00	\$ 25,627.46	\$ 135,447.13	\$ 8,825.41	79.7%	94.8%
INVESTIGATIONS/NIRO							
0680 21211 53000	SUPPLIES	\$ 5,963.00	\$ -	\$ 6,183.24	\$ (220.24)	103.7%	103.7%
0680 21211 54000	OTHER SERVICES & CHARGES	\$ 20,946.00	\$ -	\$ 20,471.09	\$ 474.91	97.7%	97.7%
MAJOR CRIMES							
0680 21212 53000	SUPPLIES	\$ 4,883.00	\$ 0.01	\$ 4,208.56	\$ 674.43	86.2%	86.2%
0680 21212 54000	OTHER SERVICES & CHARGES	\$ 39,655.00	\$ 302.00	\$ 33,959.07	\$ 5,393.93	85.6%	86.4%
CIU							
0680 21213 53000	SUPPLIES	\$ 1,479.00		\$ 272.10	\$ 1,206.90	18.4%	18.4%
0680 21213 54000	OTHER SERVICES & CHARGES	\$ 20,499.00	\$ -	\$ 20,225.06	\$ 273.94	98.7%	98.7%
CRIME ANALYSIS							
0680 21215 53000	SUPPLIES	\$ 5,988.00	\$ -	\$ 4,032.96	\$ 1,955.04	67.4%	67.4%
0680 21215 54000	OTHER SERVICES & CHARGES	\$ 2,069.00	\$ -	\$ 1,724.20	\$ 344.80	83.3%	83.3%
PATROL							
0680 21221 53000	SUPPLIES	\$ 54,734.00	\$ 5.67	\$ 53,727.21	\$ 1,001.12	98.2%	98.2%
0680 21221 54000	OTHER SERVICES & CHARGES	\$ 37,080.00	\$ 803.00	\$ 31,964.12	\$ 4,312.88	86.2%	88.4%
K-9							
0680 21222 53000	SUPPLIES	\$ 11,395.00	\$ -	\$ 11,267.94	\$ 127.06	98.9%	98.9%
0680 21222 54000	OTHER SERVICES & CHARGES	\$ 6,575.00	\$ -	\$ 6,251.58	\$ 323.42	95.1%	95.1%
C.O.P.S.							
0680 21223 53000	SUPPLIES	\$ 200.00			\$ 200.00	0.0%	0.0%
0680 21223 54000	OTHER SERVICES & CHARGES	\$ 376,113.00	\$ 61,659.50	\$ 313,290.43	\$ 1,163.07	83.3%	99.7%
TRAFFIC							
0680 21224 53000	SUPPLIES	\$ 38,089.00	\$ -	\$ 31,357.66	\$ 6,731.34	82.3%	82.3%
0680 21224 54000	OTHER SERVICES & CHARGES	\$ 8,955.00	\$ 528.32	\$ 8,114.90	\$ 311.78	90.6%	96.5%
WTSC GRANT							
0680 21224 53000	SUPPLIES	\$ 28,000.00	\$ 9,060.60	\$ 4,769.76	\$ 14,169.64	17.0%	49.4%

**Spokane Police Department
Expenditure Trend Rpt YTD Actuals**

ACCT NO.	DESCRIPTION	Budget	Enc 2010	YTD	Balance	% of 2010 w/o enc	% of 2010 w/ enc
EXTRA DUTY EMPLOYMENT							
0680 21225 54000	OTHER SERVICES & CHARGES	\$ 37,917.00	\$ 2,916.63	\$ 35,033.91	\$ (33.54)	92.4%	100.1%
SIU							
0680 21231 53000	SUPPLIES	\$ 11,240.00	\$ -	\$ 10,316.36	\$ 923.64	91.8%	91.8%
0680 21231 54000	OTHER SERVICES & CHARGES	\$ 18,955.00	\$ -	\$ 17,859.92	\$ 1,095.08	94.2%	94.2%
CRITICAL INCIDENT MANAGEMENT							
0680 21232 54000	OTHER SERVICES & CHARGES		\$ -		\$ -		
TAC TEAM							
0680 21233 53000	SUPPLIES	\$ 18,495.00	\$ -	\$ 18,420.90	\$ 74.10	99.6%	99.6%
0680 21233 54000	OTHER SERVICES & CHARGES	\$ 297.00		\$ 102.83	\$ 194.17	34.6%	34.6%
DIGNITARY PROTECTION							
0680 21233 53000	SUPPLIES	\$ 175.00	\$ -	\$ 151.12	\$ 23.88	86.4%	86.4%
INNOVATIVE STRATEGIES							
0680 21234 53000	SUPPLIES	\$ -			\$ -		
0680 21234 54000	OTHER SERVICES & CHARGES	\$ -			\$ -		
EXPLOSIVE DISPOSAL UNIT							
0680 21235 53000	SUPPLIES	\$ 9,551.00	\$ -	\$ 4,555.28	\$ 4,995.72	47.7%	47.7%
0680 21235 54000	OTHER SERVICES & CHARGES	\$ 14,508.00	\$ -	\$ 14,571.77	\$ (63.77)	100.4%	100.4%
GANG ENFORCEMENT TEAM							
0680 21236 53000	SUPPLIES	\$ 6,215.00	\$ 118.67	\$ 5,088.59	\$ 1,007.74	81.9%	83.8%
0680 21236 54000	OTHER SERVICES & CHARGES	\$ 23,147.00	\$ 1,721.60	\$ 17,018.85	\$ 4,406.55	73.5%	81.0%
SWAT							
0680 21237 53000	SUPPLIES	\$ 21,938.00	\$ -	\$ 22,011.64	\$ (73.64)	100.3%	100.3%
0680 21237 54000	OTHER SERVICES & CHARGES	\$ 3,515.00	\$ -	\$ 3,516.29	\$ (1.29)	100.0%	100.0%
HOSTAGE							
0680 21238 53000	SUPPLIES	\$ -					
0680 21238 54000	OTHER SERVICES & CHARGES	\$ 3,615.00	\$ -	\$ 4,027.31	\$ (412.31)	111.4%	111.4%

**Spokane Police Department
Expenditure Trend Rpt YTD Actuals**

ACCT NO.	DESCRIPTION	Budget	Enc 2010	YTD	Balance	% of 2010 w/o enc	% of 2010 w/ enc
DIGNITARY PROTECTION							
0680 21239 53000	SUPPLIES	\$ 4,104.00		\$ 284.75	\$ 3,819.25	6.9%	6.9%
0680 21239 54000	OTHER SERVICES & CHARGES	\$ 524.00		\$ 1.28	\$ 522.72	0.2%	0.2%
DOMESTIC VIOLENCE							
0680 21320 54000	OTHER SERVICES & CHARGES	\$ 850.00	\$ -	\$ 702.00	\$ 148.00	82.6%	82.6%
VOLUNTEER SERVICES							
0680 21330 53000	SUPPLIES	\$ 4,831.00	\$ -	\$ 811.52	\$ 4,019.48	16.8%	16.8%
0680 21330 54000	OTHER SERVICES & CHARGES	\$ 27,147.00	\$ 33.00	\$ 25,922.66	\$ 1,191.34	95.5%	95.6%
COMMUNITY RELATIONS							
0680 21340 54000	OTHER SERVICES & CHARGES			\$ 113.52	\$ (113.52)		
PLANNING UNIT							
0680 21360 53000	SUPPLIES	\$ 2,025.00	\$ -	\$ 442.59	\$ 1,582.41	21.9%	21.9%
0680 21360 54000	OTHER SERVICES & CHARGES	\$ 2,477.00	\$ 0.01	\$ 1,426.62	\$ 1,050.37	57.6%	57.6%
TRAINING							
0680 21400 53000	SUPPLIES	\$ 186,067.00	\$ 66,221.07	\$ 117,184.53	\$ 2,661.40	63.0%	98.6%
0680 21400 54000	OTHER SERVICES & CHARGES	\$ 100,852.00	\$ 6,992.37	\$ 69,633.61	\$ 24,226.02	69.0%	76.0%
FACILITIES							
0680 21500 53000	SUPPLIES			\$ 39.91	\$ (39.91)		
0680 21500 54000	OTHER SERVICES & CHARGES	\$ 24,730.00	\$ (214.84)	\$ 23,789.98	\$ 1,154.86	96.2%	95.3%
FEMA GRANT							
0680 21500 54000	OTHER SERVICES & CHARGES			\$ 2,915.33	\$ (2,915.33)		
PROPERTY ROOM							
0680 21910 53000	SUPPLIES	\$ 8,203.00	\$ -	\$ 7,188.11	\$ 1,014.89	87.6%	87.6%
0680 21910 54000	OTHER SERVICES & CHARGES	\$ 34,797.00	\$ 138.25	\$ 14,061.96	\$ 20,596.79	40.4%	40.8%
PROTECTION SERVICES							
0680 21920 53000	SUPPLIES	\$ 288,915.00	\$ 124,263.43	\$ 147,795.09	\$ 16,856.48	51.2%	94.2%
0680 21920 54000	OTHER SERVICES & CHARGES	\$ 581,733.00	\$ 57,119.38	\$ 517,745.58	\$ 6,868.04	89.0%	98.8%

**Spokane Police Department
Expenditure Trend Rpt YTD Actuals**

ACCT NO.	DESCRIPTION	Budget	Enc 2010	YTD	Balance	% of 2010 w/o enc	% of 2010 w/ enc
POLICE RECORDS							
0680 21930 53000	SUPPLIES	\$ 19,353.00	\$ 1,766.38	\$ 13,948.63	\$ 3,637.99	72.1%	81.2%
0680 21930 54000	OTHER SERVICES & CHARGES	\$ 91,302.00	\$ 2,382.54	\$ 84,369.11	\$ 4,550.35	92.4%	95.0%
COMMUNICATIONS ADMINISTRATION							
0680 28100 53000	SUPPLIES	\$ 5,708.00	\$ -	\$ 5,549.63	\$ 158.37	97.2%	97.2%
0680 28100 54000	OTHER SERVICES & CHARGES	\$ 33,719.00	\$ 3,170.10	\$ 27,552.20	\$ 2,996.70	81.7%	91.1%
POLICE		\$ 2,434,819.00	\$ 364,615.15	\$ 1,909,289.51	\$ 160,914.34	78.4%	93.4%



SPOKANE POLICE DEPARTMENT
Accountability Information Management

E.L.I. Team Reports

No E.L.I. Reports Available This Month

SERVICE • PRIDE • DEDICATION



SPOKANE POLICE DEPARTMENT
Accountability Information Management

Appendix A

Unit Metrics

SERVICE • PRIDE • DEDICATION

Abandoned Auto Unit

	Current Month	Same Month Previous Year	Year To Date	Previous Year Year to Date
Tags	194	294	2472	3123
Tows	48	42	433	580
Hotline Tips	391	421	4150	5716
Citizen Contacts	54	60	693	769

Child Abuse Unit

	Current Month	Same Month Previous Year	Year To Date	Previous Year Year to Date
Cases Received	23	48	377	
Cases Assigned	10	11	98	
Case Load per Detective	5	6	4.08	

Italicized stats are averages, not sums, for year

Collisions

	Current Month	Same Month Previous Year	Year To Date	Previous Year Year to Date
Non-Injury	235	230	1926	
Injury	120	117	961	
Fatal	1	1	5	
Right Angle	92	71	783	
Sideswipe	23	31	206	
Rear End	82	54	682	
Head On	3	3	30	
Fixed Object/Parked Vehicle	73	121	592	
Approach Turn	17	21	187	
Pedestrian/Bike	31	17	171	
Backing Up	34	19	239	
Other	1	0	4	

**Please note this data is for
9/2010**

Communications Center

	Current Month	Same Month Previous Year	Year To Date	Previous Year Year to Date
Hours in Month	744	744	8760	
Hours with No Supervisor	109		2969	
Hours Channel 2 Down	458	243	3405	
Hours Phone x8917 Down	458		1743	
Calls Processed by Dispatch	15040	14671	204174	
Average Calls per Hour	20.22	19.72	23.30	
TouchTime perHour (6.75 min per CFS)	136.45	133.1	157.28	
Minimum Dispatchers Needed	2.3	2.2	2.6	
Calls Disposed by Dispatch	4876	4464	63100	
Total Phone Calls	10975	14053	163358	
Average Phone Calls per Hour	14.75	18.89	18.64	
Total Phone Calls Supervisor	5501		21801	
Total Phone Calls Data	2327		9356	

Italicized stats are averages, not sums, for year

Community Services Unit

	Current Month	Same Month Previous Year	Year To Date	Previous Year Year to Date
Volunteer Services				
Volunteer Hours	4124	4218	51579	
Special Events				
Number of Events	2	2	43	
Event OT	186	124	4423	
Extra Duty				
Total Hours	331	497	4377	
Total Jobs	76	94	767	

Dignitary Protection Team

	Current Month	Same Month Previous Year	Year To Date	Previous Year Year to Date
Digniatry Visit	0	0	12	
Consultations for Dignitary Visit	0	2	32	

Downtown Bicycle Patrol

	Current Month	Same Month Previous Year	Year To Date	Previous Year Year to Date
Calls for Service			227	252
Self-Initiated Activity			2393	2555
Citizen Contacts			3295	3117
Business Contacts			2039	2049
Traffic Hazardous			147	97
Traffic Non-Hazardous			240	136
Misd. Arrests			53	63
Felony Arrests			9	9
Non-O.T. Hours			1420	1328
O.T. Hours			918	814

Downtown NRO

	Current Month	Same Month Previous Year	Year To Date	Previous Year Year to Date
911 CFS	35	12	220	
Officer Self-Initiated	54	68	678	
911 and Officer Self-Initiated	89	80	898	
Felony Arrests	1	3	31	
Misd Arrests	6	8	105	
Civil Infractions (Non-Traffic)	3	0	59	
Traffic Hazardous	1	1	9	
Traffic Non-Hazardous	3	1	21	
DUI	0	0	4	
Public/Citizen Contacts	112	421	1805	
STA Related Calls	30	32	289	

EDU

	Current Month	Same Month Previous Year	Year To Date	Previous Year Year to Date
Training Hours	190	211	2964	
Responses	4	6	97	
IED	0	0	26	
Suspicious Package	1	3	30	
Military Ordnance	1	0	7	
Comm. Explosives/Fireworks	2	2	18	
Post Blast	0	1	7	
Other Tactical	0	0	12	
IEDs Handled by Technician	0	0	29	

False Alarm

	Current Month	Same Month Previous Year	Year To Date	Previous Year Year to Date
Total False Alarm	108	124	1335	
Total Alarms	285	312	3479	
90 Day Payment Rate	93.60%	89.67%	94.75%	
90 Day Payment Recovery	\$16,472.50	\$26,672.00	\$285,197.00	
Alarm Recovery	\$34,382.50	\$8,551.00	\$181,276.00	
Registration Costs	\$17,910.00	\$18,121.00	\$136,965.00	

Fleet

	Current Month	Same Month Previous Year	Year To Date	Previous Year Year to Date
Patrol Cars	129	141	139	141
Patrol Use	53	61	62	61
Traffic Use	35	37	36	38
K9 Use	10	9	10	9
NRO Use	8	9	9	9
Volunteer Services Use	6	6	7	6
Abandoned Auto Use	1	2	2	2
SWAT Use	5	5	5	5
TAC Use	2	2	2	2
EDU Use	2	2	2	2
Hostage Use	1	2	2	2
Other Patrol Use	6	6	6	6
Investigation Cars	99	99	100	104
Investigation Use	59	53	59	55
SIU Use	30	32	33	35
GET Use	4	5	5	5
Property Room Use	2	2	2	2
Other Investigations Use	4	7	7	7
Other Cars	75	61	83	70
Academy Use	8	9	9	9
Academy PIT Use	5	6	6	7
Administration Use	13	11	15	11
Chaplins Use	2	3	3	3
COPS Use	4	4	4	4
Other Use	11	7	19	7
Undeployed Fleet	32	21	33	25
Fleet Fuel(gallons)	15792	16956	187223	
Fleet Fuel Cost	\$48,418.71	\$43,928.17	\$547,892.22	

Veh w/Mileage 0-59999	78	67	78	69
Veh w/Mileage 60000-79999	32	31	32	31
Veh w/Mileage 80000-99999	41	45	48	47
Veh w/Mileage 100000-109999	17	21	23	21
Veh w/Mileage 110000-119999	11	13	14	16
Veh w/Mileage Over 120000	7	11	11	12

Gang Enforcement Team

	Current Month	Same Month Previous Year	Year To Date	Previous Year Year to Date
Cases Investigated	7	7	64	
Self Initiated Cases	9	4	52	
Cases Settled	10	9	78	
Arrests	11	4	153	
Search Warrants Executed	0	6	28	
Reports Evaluated	339	311	4400	
FIs Written or Reviewed	111	120	1581	
Detailed Gang Interviews	4	1	68	
Agency Assists	15	37	342	
Classes Taught	1	1	11	
<u>Field Operations</u>				
Marijuana Arrests	0	0	12	
Meth Arrests	1	3	11	
Heroin Arrests	1	0	3	
Crack/Cocaine Arrests	0	5	4	
Ecstasy Arrests	0	0	0	
Firearm Arrests	0	1	22	
Other Felony Arrests	10	7	78	
Marijuana Buys	0	0	4	
Meth Buys	0	0	2	
Heroin Buys	0	0	0	
Crack/Cocaine Buys	2	0	13	
Ecstasy Buys	0	0	0	
Firearm Buys	0	0	0	
<u>Seizures</u>				
Money Seized	\$2,100.00	\$0.00	\$16,520.00	
Vehicles Seized	1	0	5	
Firearms Seized	0	0	23	

Hostage Negotiator Team

	Current Month	Same Month Previous Year	Year To Date	Previous Year Year to Date
Call-Outs	1	0	7	
Sucide/Mental Health/Barricade	12	22	186	
Training Attended/Provide	0	72	807	

K9

	Current Month	Same Month Previous Year	Year To Date	Previous Year Year to Date
Patrol Dog Deployments				
Patrol Dog Uses	75	89	818	1013
Patrol Dog Felony Finds	15	12	99	91
Patrol Dog Misdemeanor Finds	2	4	20	34
Suspect Apprehensions	1	0	14	6
Drug Dog Deployment				
Drug Dog Uses	16	19	198	403
Drug Dog Felony Finds	8	7	55	116
Drug Dog Misdemeanor Finds	4	10	76	94
Community Demos	0	0	3	11
911 CFS	73	44	834	460
Officer Self Initated	39	59	433	546
Total CFS and S.I.	112	103	1267	945
Misd. Arrests	2	6	37	48
Felony Arrests	1	1	22	35
Traffic Hazardous	6	1	86	141
Traffic Non-Hazardous	7	11	88	152
DUI	0	1	3	4

Major Crimes Unit

	Current Month	Same Month Previous Year	Year To Date	Previous Year Year to Date
Homicides Investigated	1	1	8	
Homicides Settled	0	1	3	
Deaths Reported	32	23	291	
Deaths Investigated	5	4	57	
Assaults Reported	24	26	431	
Assaults Investigated	13	16	211	
Assaults Settled	1	10	76	
Assaults Suspended	2	3	58	
Robbery Reported	26	36	370	
Robbery Investigated	18	18	214	
Robbery Settled	1	3	73	
Robbery Suspended	12	6	100	
Collision Inv. Call Out	8		12	
Collision Inv. Avg, Caseload	20		22	
Collision Inv. Diagramming Hours	8		48	
Collision Inv. Training/Equip Maintenance Hours	6		18	

Italicized stats are averages, not sums, for year

NRO

	Current Month	Same Month Previous Year	Year To Date	Previous Year Year to Date
911 CFS	107		1199	
Self Initiated Calls	146		1563	
Misd Arrests	7	16	117	
Felony Arrests	4	2	50	
Traffic Hazardous	12	8	92	
Traffic Non-Hazardous	6	9	76	
DUI	1	2	4	
Community Meetings	8	6	249	
Public/Citizen Contacts	281		4033	
Crime Prevention Programs	2		38	
Evictions	5		118	

Patrol

	Current Month	Same Month Previous Year	Year To Date	Previous Year Year to Date
911 CFS	4544	5244	66157	70363
Officer Self Initiated	2033	2449	29897	40171
Total CFS and SI	6577	7693	96054	110544
Response Time Priority 1	6.3	5	6.82	5.92
Response Time Priority 2	6.36	6	5.82	5.25
Response Time Priority 3	35.31	32	31.16	29.25
Misd Arrests	683	764	8866	10102
Felony Arrests	187	227	2628	3661
Traffic Hazardous	521	629	8488	10669
Traffic Non-Hazardous	466	773	8300	12603
DUI	60	66	581	866
Pursuits Total	6	2	87	
Pursuits with apprehension	4	2	46	
Pursuits Terminated	1	1	17	
CIT response with Transport	28	13	283	
CIT response with No Transport	17	13	279	

Photo Red/Intersection Safety Program

	Current Month	Same Month Previous Year	Year To Date	Previous Year Year to Date
Francis and NB Division				
Citations Issued	82	171	1471	
Left Turn Lane Citations	8		73	
Francis and SB Division				
Citations Issued	59	248	2396	
Left Turn Lane Citations	25		81	
Mission and Hamilton				
Citations Issued	88	66	726	
Sprague and Browne				
Citations Issued	82	78	873	
Sprague and Division				
Citations Issued	267		2160	
Freya and Third				
Citations Issued	169		1671	
Second and Thor				
Citations Issued	73		821	
Wellesley and Ash				
Citations Issued	87		1114	
Revenue				
	\$89,759.80	\$52,887.36	\$1,031,292.05	
Hearing or Appeal				
	64	148	2226	
Dismissals				
	0	12	227	

PIO

	Current Month	Same Month Previous Year	Year To Date	Previous Year Year to Date
Written Releases	27	33	317	
Shift PIO Interviews	80	255	1928	
Web Visitors	10281	11153	132222	
Total Subscribers	3685	3122	3685	
Newsletter Subscribers	902	712	902	
Crimestoppers Tips	0	50	743	

Property Crimes and DV Unit

	Current Month	Same Month Previous Year	Year To Date	Previous Year Year to Date
Cases Received and Screened	148	133	1946	
Cases Assigned	81	72	1180	
Cases Resolved	25	21	575	
Settle Status				
Adult Warrant Requested	22	18	336	
Suspended	3	2	155	
Exceptional Clearance	0	1	4	
Citation Issued	0	0	0	
Juvenile Arrest	0	0	1	
Juvenile Warrant Requested	0	0	10	
Settled Officer	0	0	54	
Unfounded	0	0	6	

Property Evidence Facility

	Current Month	Same Month Previous Year	Year To Date	Previous Year Year to Date
Total Items Entered	2447	2324	30650	
Items Cleared	3692	2169	29268	
Weapons Entered	34	77	685	
Weapons Cleared	34	32	860	
Drugs Entered	304	339	4284	
Drugs Destroyed	1307	0	5159	
Vehicles Entered	4	14	108	
Vehicles Cleared	10	7	100	
Citizen Counter	304	305	3733	

Records

	Current Month	Same Month Previous Year	Year To Date	Previous Year Year to Date
Runaways/Missing Reported	255	279	3973	3562
Court Entries (Warrant and DV	4702	4919	59703	65302
Reports Provided to Other Agencies	12932	8702	144514	113207
Public Disclosure Rqsts Filled (in pgs)	2000	9430	86847	82887
Public Disclosure Rqsts Backlog	1126	385	386.33	783.33
Phone Calls	2762	2880	34331	37056
Data Entry (in pages)	20409	29227	277826	329859
Pages Scanned	48878	55648	733946	592758

Italicized stats are averages, not sums, for year

Sexual Assault Unit

	Current Month	Same Month Previous Year	Year To Date	Previous Year Year to Date
Sexual Assault Investigated	22	22	258	
Acquaintance	18	20	204	
Stranger-to-Stranger	4	2	53	
Sexual Assault Settled	1	0	17	
Sexual Assault of Child Invest.	17	18	191	
Sexual Assault of Child Settle	5	6	50	
Cases Recieved	56	47	696	
Cases Assigned	22	22	258	
Case Load per Detective	4	4	4.33	

Italicized stats are averages, not sums, for year

Sexual Exploitation Unit

	Current Month	Same Month Previous Year	Year To Date	Previous Year Year to Date
RSOs Tracked	306	408	695	
RSO Compliance	75		182	
RSO Living in City Limits	871	835	873	
Cases Assigned	6	5	64	

Skills Center

	Current Month	Same Month Previous Year	Year To Date	Previous Year Year to Date
Classroom Hours	104	120	1252	

Program Overview

I have been in class teaching every work day of this month with the exception of Monday and Tuesday December 20th and 21st when I staffed at the Training Center. I was off for two days on Holiday (Christmas and New Years) and 6 days on Vacation.

Special Investigations Unit

	Current Month	Same Month Previous Year	Year To Date	Previous Year Year to Date
Patro Cases Processed	25	40	355	
Self Initiated Cases	20	18	227	
Cases Settled	42	55	473	
Arrests	24	10	181	
Search Warrants Executed	8	6	144	
Drug Seizures (Arrests Made by Drug Type)				
Marijuana Arrests	1	8	53	
Meth Arrests	25	24	201	
Heroin Arrests	2	6	61	
Cocaine Arrests	5	2	52	
Other Drug Arrests	17	13	158	
Other Seizures				
Money Seized	\$250.00	\$2,339.00	\$138,270.00	
Vehicles Seized	3	0	27	
Firearms Seized	2	0	32	

SWAT

	Current Month	Same Month Previous Year	Year To Date	Previous Year Year to Date
Stand-off/Weapon/Barricade Call	1	0	7	
High Risk Search Warrant	5	3	33	
Team Training Hours	18	16	424	
Marksman Training Hours	0	8	76	
CART Training Hours	5	5	34	

TAC (Crowd Control Team)

	Current Month	Same Month Previous Year	Year To Date	Previous Year Year to Date
Concert	0	0	4	
Special Event	2	2	12	
Demonstration	0	0	1	

Targeted Crimes and Fraud Unit

	Current Month	Same Month Previous Year	Year To Date	Previous Year Year to Date
Cases Received and Screened	55	61	806	
Cases Assigned	33	37	420	
Cases Resolved	3	5	144	
Settle Status				
Adult Warrant Requested	2	5	82	
Suspended	0	1	38	
Exceptional Clearance	0	0	1	
Citation Issued	0	0	1	
Juvenile Arrest	0	0	3	
Juvenile Warrant Requested	0	0	1	
Settled Officer	0	0	24	
Unfounded	0	0	2	

Traffic

	Current Month	Same Month Previous Year	Year To Date	Previous Year Year to Date
911 CFS	136	187	1567	1910
Officer Self Initiated	773	1074	14258	16326
Total CFS and S.I.	909	1261	15825	18236
Misd. Arrests	42	51	297	723
Felony Arrests	0	6	64	208
Traffic Hazardous	661	835	10446	12510
Traffic Non Hazardous	368	463	5070	6686
DUI	0	6	32	63
Commercial Vehicle				
Traffic Hazardous	150	150	1591	1715
Traffic Non-Hazardous	51	99	1109	1202

Training Center

	Current Month	Same Month Previous Year	Year To Date	Previous Year Year to Date
Hosted Schools	0	12	105	
BLEA Training Day	0	0	6	
Recruits in Training (BLEA/FTO)	0	0	56	
Applicants Processed	0	2	14	

In Service

Subject Matter No Inservice

Subject Matter No Inservice

Firearms

Course of Fire

SPOKANE POLICE DEPARTMENT

Accountability Information Management

This monthly report is produced by the Operations Analysis & Planning Unit of the Spokane Police Department. Any questions or comments should be directed to Carly Cortright, 1100 W. Mallon Ave, Spokane, WA 99260 or ccortright@spokanepolice.org.



Disclaimer

The Records Unit and Property and Evidence Unit of the Spokane Police Department provide service to outside agencies as part of their core job responsibilities. As such, their performance measures should not be viewed as pertaining to activity occurring solely within City of Spokane limits.

Various methods of reporting are used to compile the performance measures in this report. Reporting is based on known data at the time of publication; data may be subject to change if additional information becomes available.

SERVICE • PRIDE • DEDICATION

